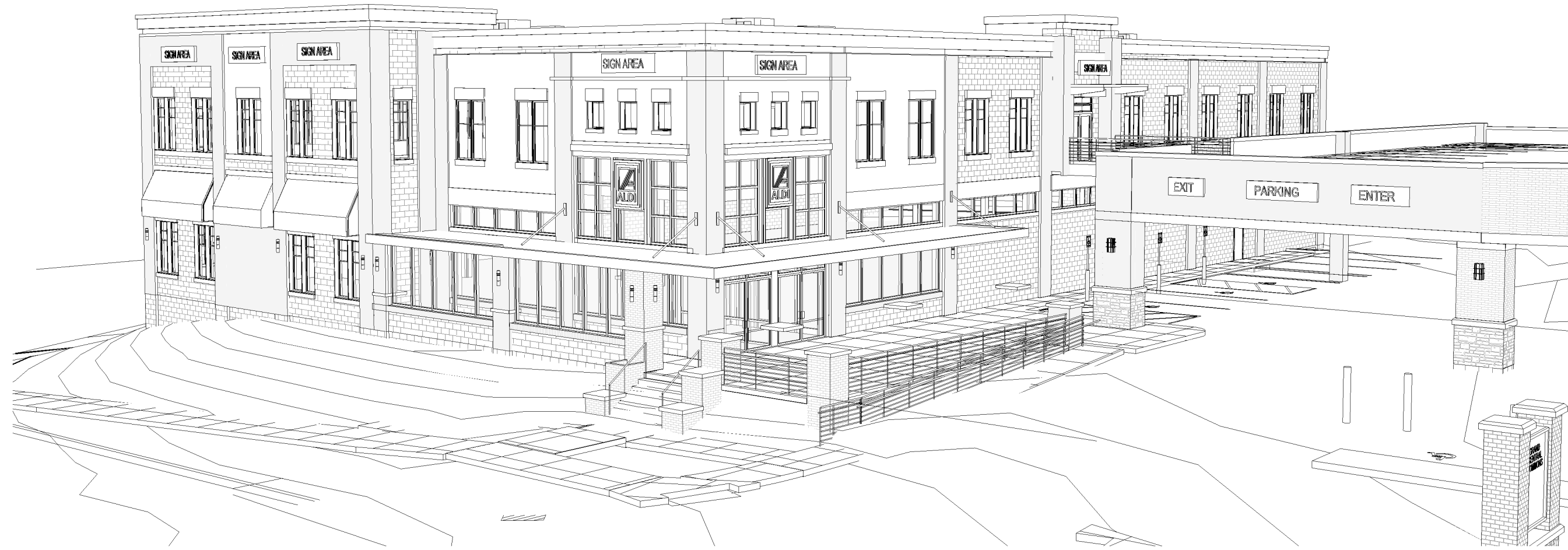



GRAND CENTRAL COMMONS



DRAWING INDEX	
SHEET #	SHEET NAME
A1-1	TITLE SHEET
A1-2	CODE REVIEW PLAN
A2-0	SITE DEMO PLAN
A2-1	SITE PLAN
A2-2	UPPER SITE PLAN
A2-3	SITE DETAILS
A3-1	FOUNDATION AND MAIN FLOOR PLAN BUILDING 1-2
A3-2	SECOND FLOOR - ROOF BUILDING 1-2
A3-3	BUILDING 2 FOUNDATION PLAN
A3-4	BUILDING 2 FIRST FLOOR PLAN
A3-5	BUILDING 2 SECOND FLOOR PLAN
A3-6	NOT USED
A3-9	NOT USED
A5-1	BUILDING SECTIONS
A5-2	BUILDING SECTIONS
A5-3	WALL SECTIONS
A5-4	WALL SECTIONS
A5-5	WALL SECTIONS
A5-6	WALL SECTIONS
A5-7	WALL SECTIONS
A5-8	WALL SECTIONS
A5-9	SITE DETAILS
A6-1	EXTERIOR ELEVATIONS BLDG1
A6-2	EXTERIOR ELEVATIONS BLDG1
A6-3	EXTERIOR ELEVATIONS BUILDING 2
A6-4	EXTERIOR ELEVATION
A15-1	DOOR SCHEDULE
A15-2	DOOR & WINDOW TYPES
A15-3	WINDOW TYPES
A15-4	DETAILS
A15-5	DETAILS
A15-6	DETAILS
C1.1	SITE TOPOGRAPHY/REMOVAL PLAN
C2.1	UTILITY PLAN
C2.2	OVERALL GRADING PLAN
C2.2a	GRADING PLAN DETAIL
C2.2b	GRADING PLAN DETAIL
C2.2c	GRADING PLAN DETAIL
C2.2d	GRADING PLAN DETAIL
C2.3	EROSION CONTROL PLAN
C3.1	CONSTRUCTION NOTES
C3.2	CONSTRUCTION DETAILS
C3.3	CONSTRUCTION DETAILS
L-1	LANDSCAPE PLAN
S1.00	TITLE SHEET
S2.11	FOUNDATION PLAN
S2.12	FOUNDATION PLAN
S2.21	SECOND LEVEL FRAMING PLAN
S2.22	SECOND LEVEL FRAMING PLAN
S2.31	ROOF LEVEL FRAMING PLAN
S2.32	ROOF LEVEL FRAMING PLAN
S3.00	SECTIONS AND DETAILS
S3.10	SECTIONS AND DETAILS
S4.00	SECTIONS AND DETAILS
S4.10	SECTIONS AND DETAILS
S5.00	SECTIONS AND DETAILS
S6.00	SECTIONS AND DETAILS



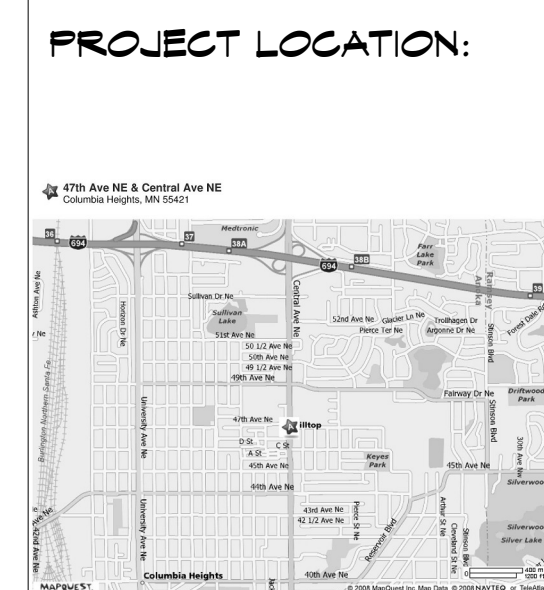
ASSOCIATES



GRAND CENTRAL COMMONS
47th St. & Central Av N
Columbia Heights, MN.

DATE: 6/04/08
I HEREBY CERTIFY THAT THIS PLAN SPECIFICATION OR REPORT WAS PREPARED BY ME OR UNDER MY DIRECT SUPERVISION AND THAT I AM A REGISTERED ARCHITECT UNDER THE LAWS OF THE STATE OF MINNESOTA.
PETER KEELY
REGISTRATION NO: 23579

DATE: 6/04/08
REVISIONS:
PRINTED FOR PERMIT 7-18-08
SIGNAGE PERMIT 7-19-08
CONSTRUCTION SET 8-27-08



TITLE SHEET

PROJECT NUMBER: 00-000
DRAWN BY: -
CHECKED BY: -

A1-1



www.collage-uds.com

ASSOCIATES



GRAND CENTRAL COMMONS

47th St. & Central Av N
Columbia Heights, MN.

DATE: _____
I HEREBY CERTIFY THAT THIS PLAN SPECIFICATION OR REPORT WAS PREPARED BY ME OR UNDER MY DIRECT SUPERVISION AND THAT I AM A REGISTERED ARCHITECT UNDER THE LAWS OF THE STATE OF MINNESOTA.
Peter Keely
PETER KEELY
REGISTRATION NO: 23570

DATE: 6/04/08

REVISIONS:
PRINTED FOR PERMIT
7-18-08

CONSTRUCTION SET
8-27-08

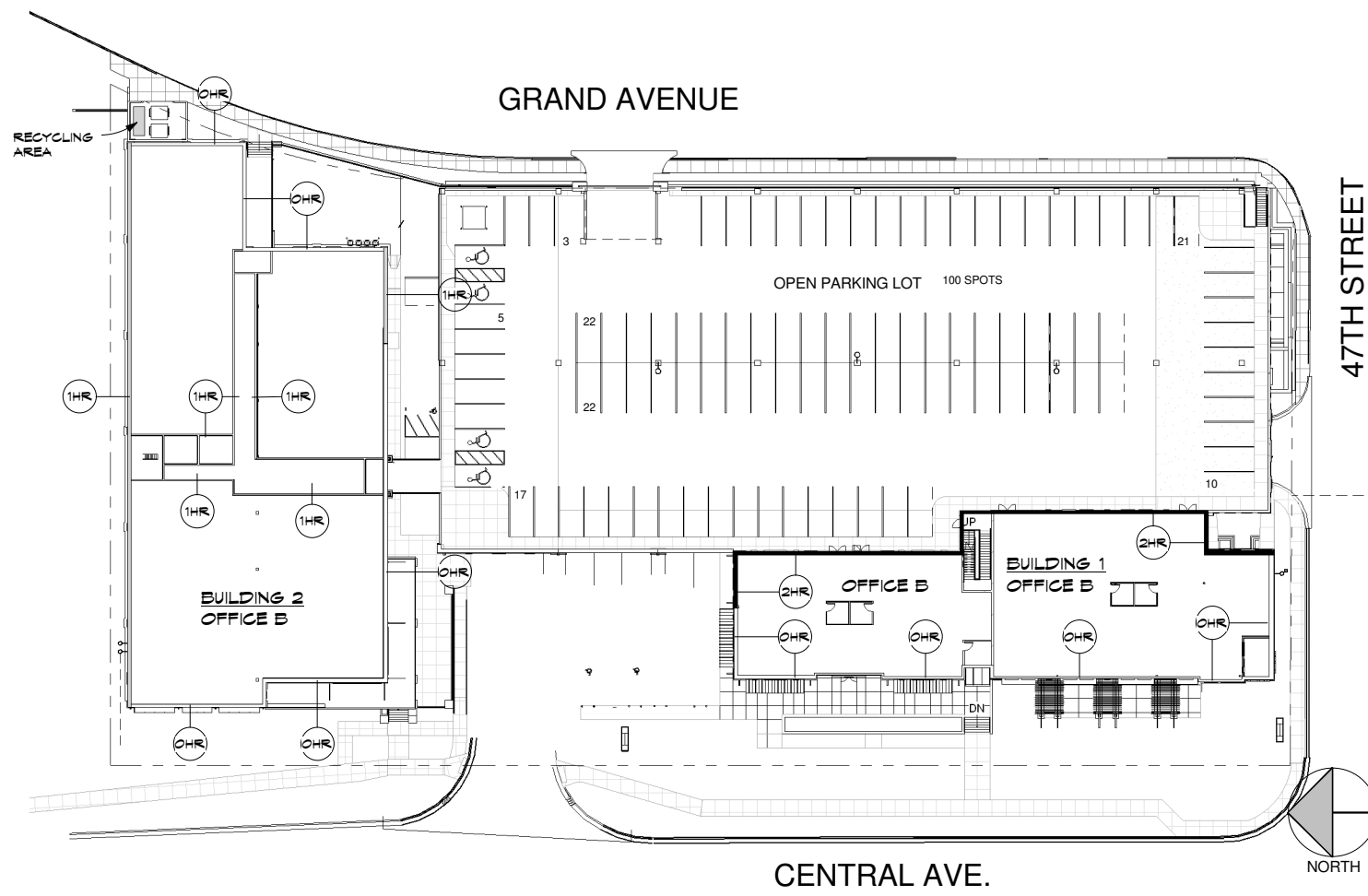
CODE REVIEW PLAN

PROJECT NUMBER: 00-000

DRAWN BY: Author

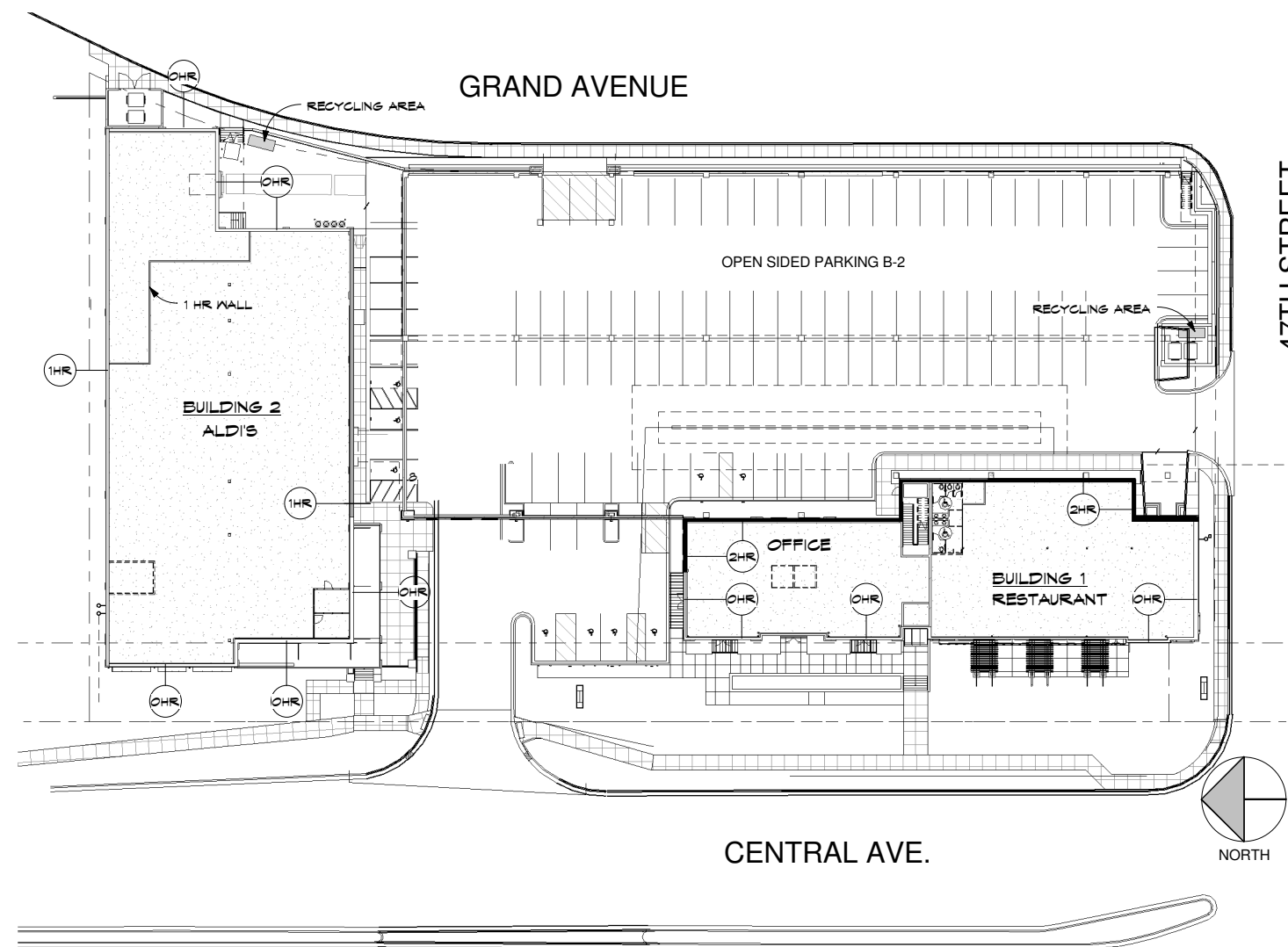
CHECKED BY: Checker

A1-2



2 CODE REVIEW PLAN UPPER LEVEL
A1-2 1/32" = 1'-0"

PARKING STALLS
100 STALLS
- 4 H.C. STALLS
104 TOTAL



1 CODE REVIEW PLAN MAIN LEVEL
A1-2 1/32" = 1'-0"

PARKING STALLS
100 STALLS
- 4 H.C. STALLS (8 REQUIRED)
104 TOTAL

MALL KEY
2 HOUR STRUCTURAL MALL
1 HOUR STRUCTURAL MALL
0 HOUR EXTERIOR MALL

3 CODE MALL KEY
A1-2 1/2" = 1'-0"

Code Analysis, 2006 IBC
Occupancy Classification - Chapter 3 ALL BUILDINGS NEED TO BE SPRINKLED
Parking Ramp S-2 open 1 COMMUTER VAN SPACE REQUIRED

Building 1:
Office - Group B, 9,000 square feet
Restaurant - Group A-2, 5,503 square feet

Building 2:
Grocery - Group M, 16,055 square feet
Office - Group B, 16,055 square feet

Allowable areas - Table 503

GROUP	CONSTRUCTION TYPE	HEIGHT	AREA	ACTUAL
Parking Ramp S-2	type 1A	UL	UL	1-32,000
Building 1				
A-2	type V-A	2	11,500	1-9,000
B	type V-B	2	9,000	2-3,500
Building 2				
B	type IIB	4	18,000	1-16,500
M	type IIA	4	18,500	1-16,500

Area Separation-table 508.3.3
B to A-2 0 separation
S-2 to B/M 1hr sprinkled, 2 hr non-sprinkled
B to M 0 separation

Fire relative rating for building elements- Table 601

Type 1-A
Structural frame 3hr
Floor construction 2hr
Roof construction 1.5 hr
Type IIA
Structural frame 1 hr
Bearing walls 1 hr
Floor construction 1hr
Roof construction 0 hr
Type VA
Structural frame 1hr
Bearing walls 1hr
Floor construction 1 hr
Roof construction 1hr
Type VB
Structural frame 0hr
Bearing walls 0hr
Floor construction 0hr
Roof construction 0hr

Fire Relative rating for ext. walls based on fire separation- table 602

X-0'	All - M	-2hr
All - A, B, S-2	- 1hr	
X-10'	All - M	-1hr
Others - A, B, S-2	+ 1hr	
X-10'-30'	Type VB-B	-0hr
Others - B, A, S-2	- 1hr	
X-30 All	0hr	

Max area of ext wall opening

Unprotected	Protected
0-3 not allowed	N/A
3-5 not allowed	15%
5-10, 10%	25%
10-15, 15%	45%

Occupancy load table 1004.1.1

A2	15 net/occ.
Comm. Kitchen	200 gross/occ.
B3	15/occ.
M Floor	60/occ.
Storage	200/occ.
S	200/occ.
B	100/occ.

Occupancy recap

Parking ramp 32,000/200+160

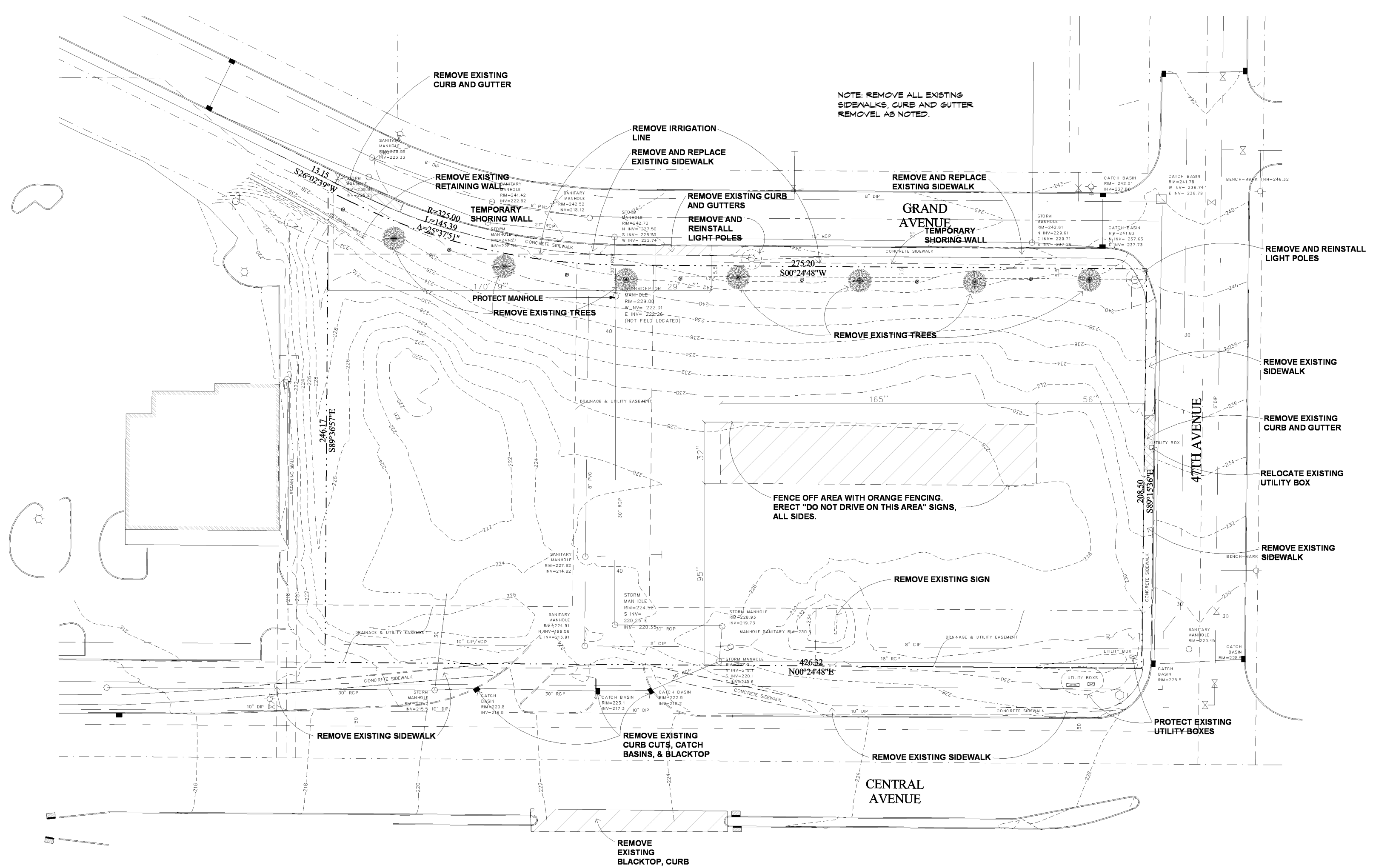
Building 1

1st floor
A-2 5,503/15-366 X 2= 73.2' min. exits 144' provided
B 3,530/100+35.3 X 2= 7' min. exits 324' provided
2nd floor
B 5,303/100+55x 2= 117' min exits 108' provided
B 3,530/100+35.3 X 2= 7' min. exits 144' provided
Building2
M floor 9,633/90+181 X 2 = 32.2' min. exits
Storage 6,422/300+21.4 X 2= 4.28 min. exits
36.48' min. exits 108' provided

2nd floor
B 16,055/100+160 X 2= 32' min. exits - 72' provided

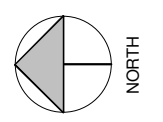
RECYCLING AREA CALCULATIONS PER BUILDING IS SECOND FLOOR AREA

BW1 BUILDING = 14,503X.0025=36,253SQ. FT.
ALDIS BUILDING = 18,055X.0025=40,133SQ. FT.
ALDIS BUILDING = 18,055X.0025=40,133SQ. FT.



NOTE: REMOVE ALL EXISTING SIDEWALKS, CURB AND GUTTER REMOVE AS NOTED.

2 SITE DEMO PLAN
NOT TO SCALE



www.collage-uds.com

ASSOCIATES



GRAND CENTRAL COMMONS

47th St. & Central Av N
Columbia Heights, MN.

DATE:
I HEREBY CERTIFY THAT THIS PLAN, SPECIFICATION OR REPORT WAS PREPARED BY ME OR UNDER MY DIRECT SUPERVISION AND THAT I AM A REGISTERED ARCHITECT UNDER THE LAWS OF THE STATE OF MINNESOTA.
[Signature]
PETER KEELY
REGISTRATION NO: 23579

DATE: 6/04/08
REVISIONS:
PRINTED FOR PERMIT 7-18-08
CONSTRUCTION SET 8-27-08

SITE DEMO PLAN

PROJECT NUMBER: 00-000
DRAWN BY: Author
CHECKED BY: Checker

A2-0

11/19/2008 9:56:37 AM



www.collage-uds.com

ASSOCIATES



GRAND CENTRAL COMMONS

47th St. & Central Av N
Columbia Heights, MN.

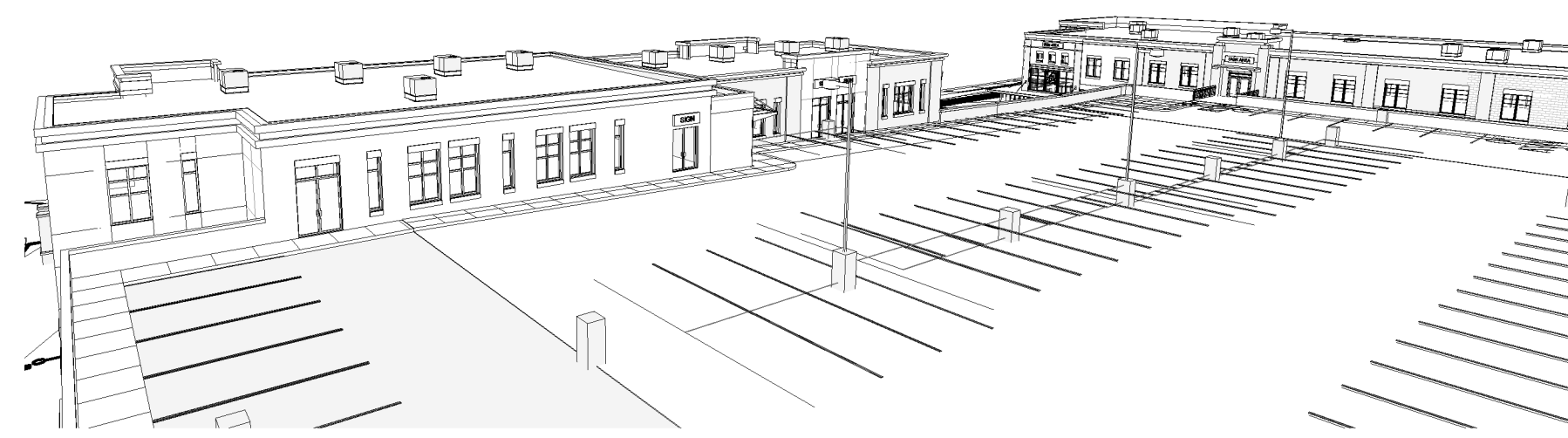
DATE:
I HEREBY CERTIFY THAT THIS PLAN SPECIFICATION OR REPORT WAS PREPARED BY ME OR UNDER MY DIRECT SUPERVISION AND THAT I AM A REGISTERED ARCHITECT UNDER THE LAWS OF THE STATE OF MINNESOTA.
Peter Keely
PETER KEELY
REGISTRATION NO. 23579

DATE: 6/04/08
REVISIONS:
PRINTED FOR PERMIT
7-18-08
CONSTRUCTION SET
8-27-08

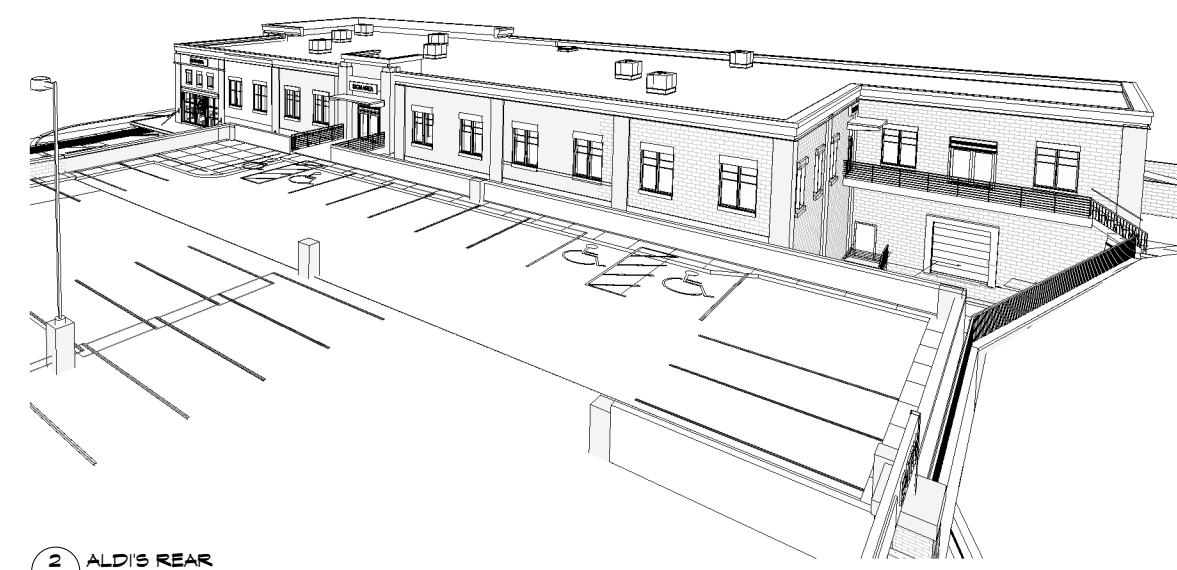
SITE PLAN

PROJECT NUMBER: 00-000
DRAWN BY: Author
CHECKED BY: Checker

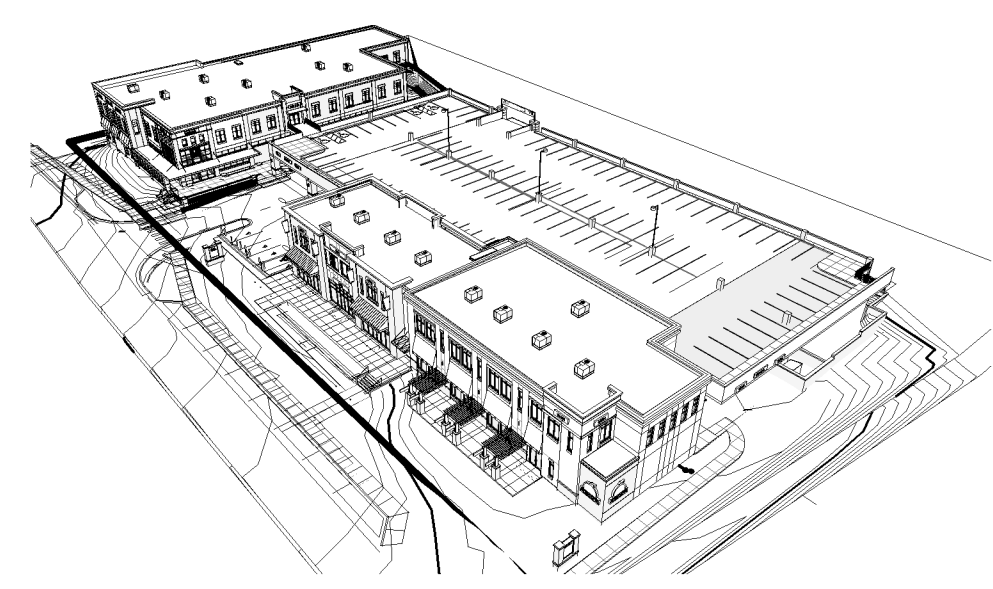
A2-1



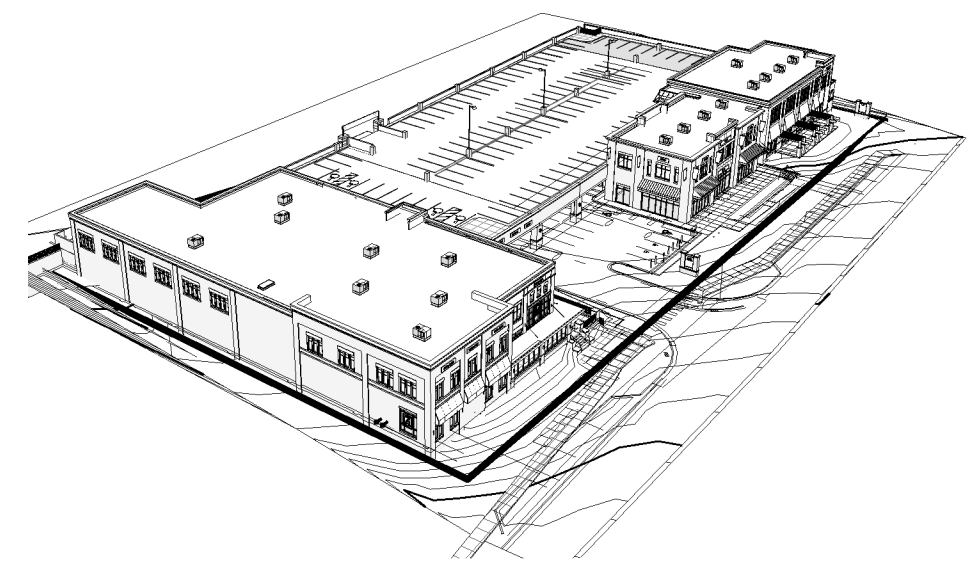
3 BWS REAR PERSPECTIVE
A2-1



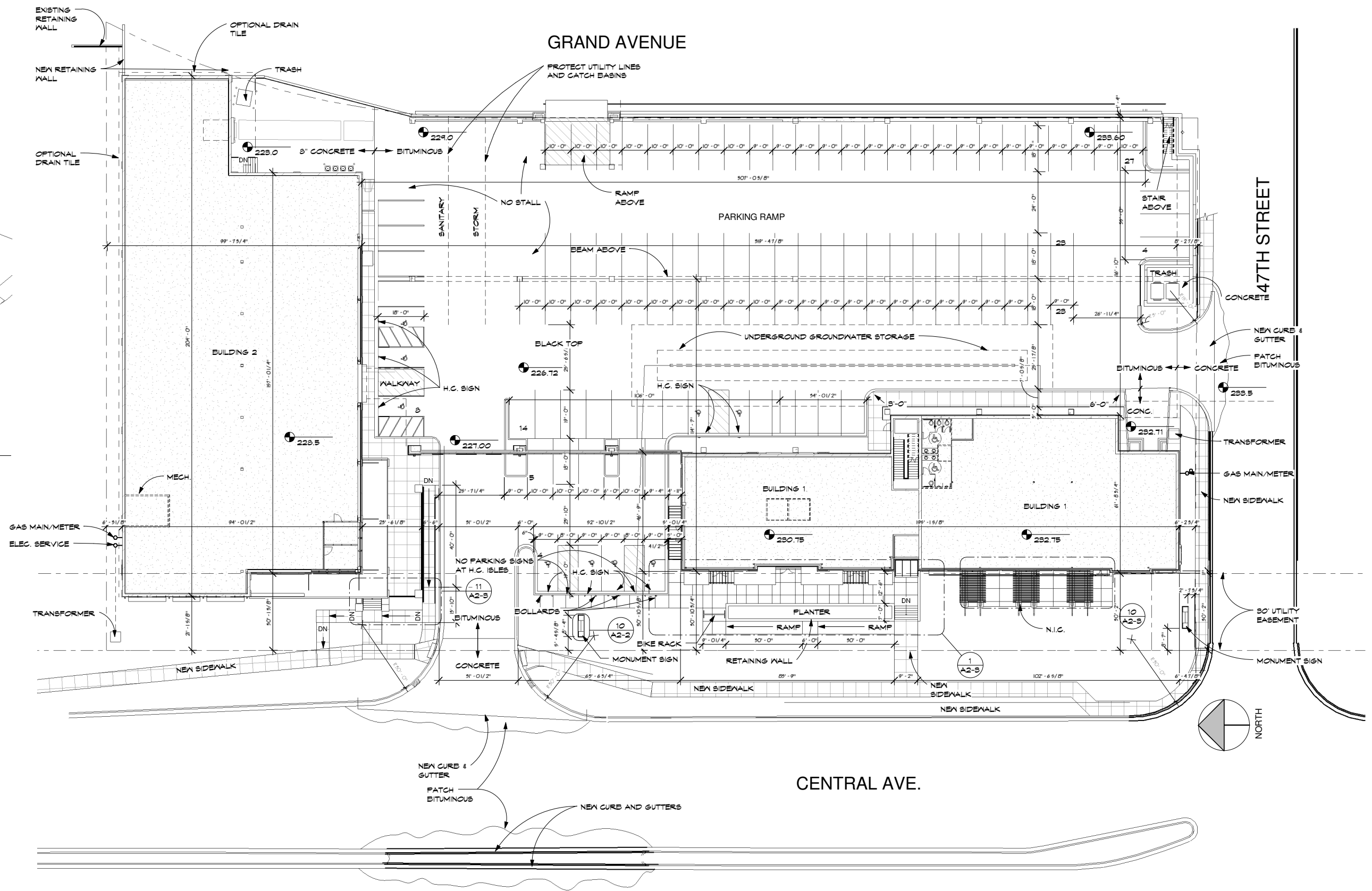
2 ALD'S REAR
A2-1



4 SITE SOUTH WEST
A2-1



5 SITE NORTH WEST
A2-1



1 MAIN LEVEL SITE PLAN
1" = 20'-0"

11/19/2008 9:56:45 AM



www.collage-uds.com

ASSOCIATES



GRAND CENTRAL COMMONS
47th St. & Central Av N
Columbia Heights, MN.

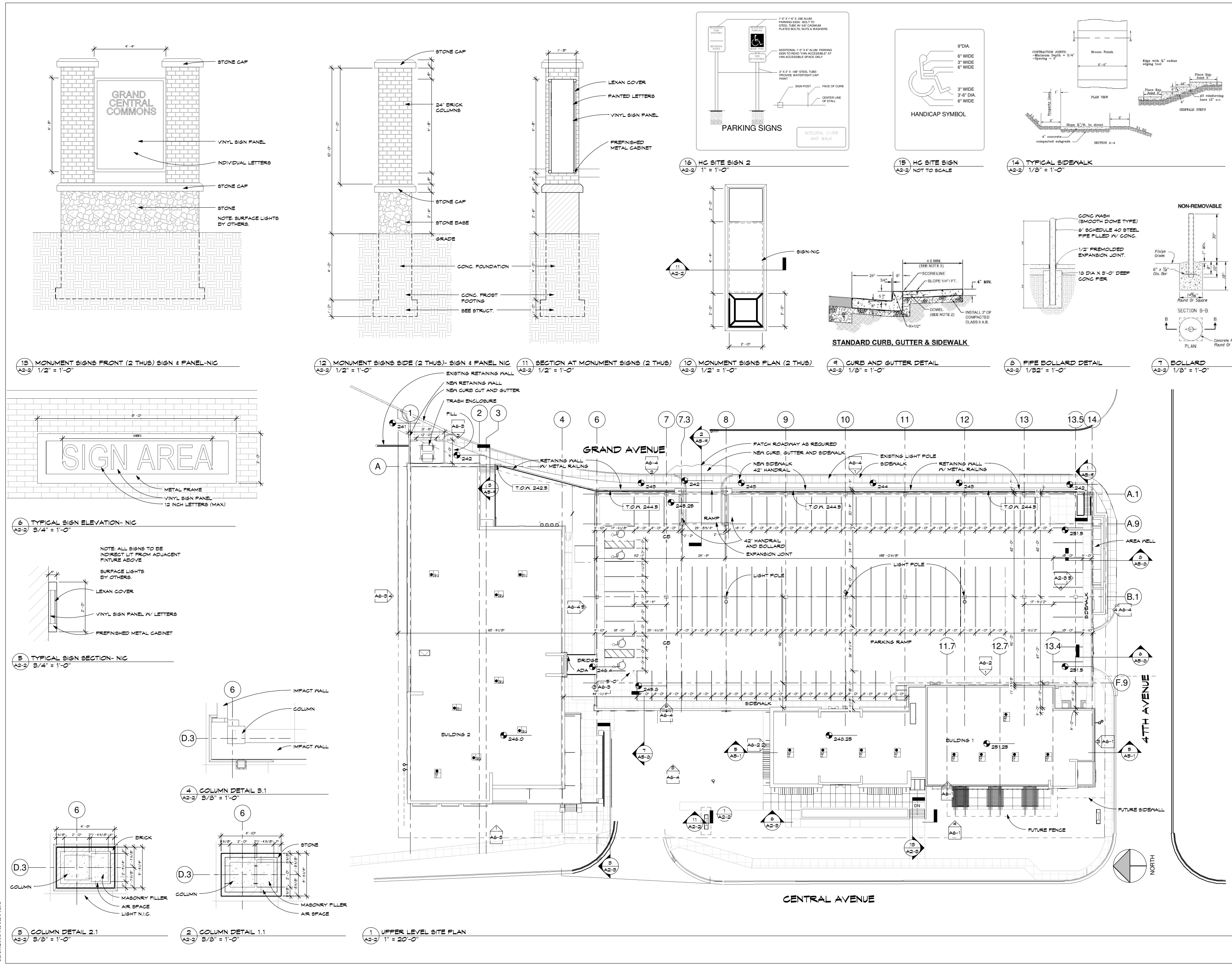
DATE: 6/04/08
I HEREBY CERTIFY THAT THIS PLAN SPECIFICATION OR REPORT WAS PREPARED BY ME OR UNDER MY DIRECT SUPERVISION AND THAT I AM A REGISTERED ARCHITECT UNDER THE LAWS OF THE STATE OF MINNESOTA.
PETER KEELY
REGISTRATION NO: 23579

DATE: 6/04/08
REVISIONS:
PRINTED FOR PERMIT 7-18-08
SIGNAGE PERMIT 7-18-08
CONSTRUCTION SET 8-27-08

UPPER SITE PLAN

PROJECT NUMBER: 00-000
DRAWN BY: Author
CHECKED BY: Checker

A2-2



11/19/2008 9:56:50 AM



www.collage-uds.com

ASSOCIATES



GRAND CENTRAL COMMONS

47th St. & Central Av N
Columbia Heights, MN.

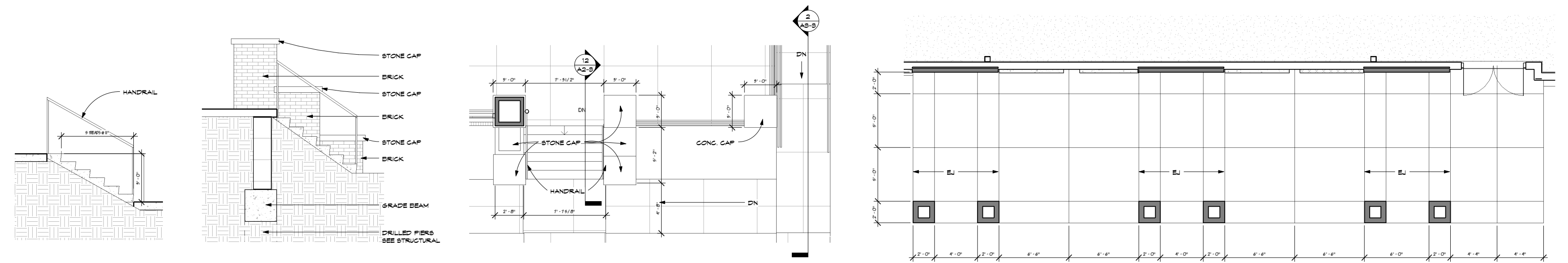
DATE: 6/04/08
I HEREBY CERTIFY THAT THIS PLAN SPECIFICATION OR REPORT WAS PREPARED BY ME OR UNDER MY DIRECT SUPERVISION AND THAT I AM A REGISTERED ARCHITECT UNDER THE LAWS OF THE STATE OF MINNESOTA.
PETER KEELY
REGISTRATION NO. 23570

DATE: 6/04/08
REVISIONS:
PRINTED FOR PERMIT
7-18-08
CONSTRUCTION SET
8-27-08

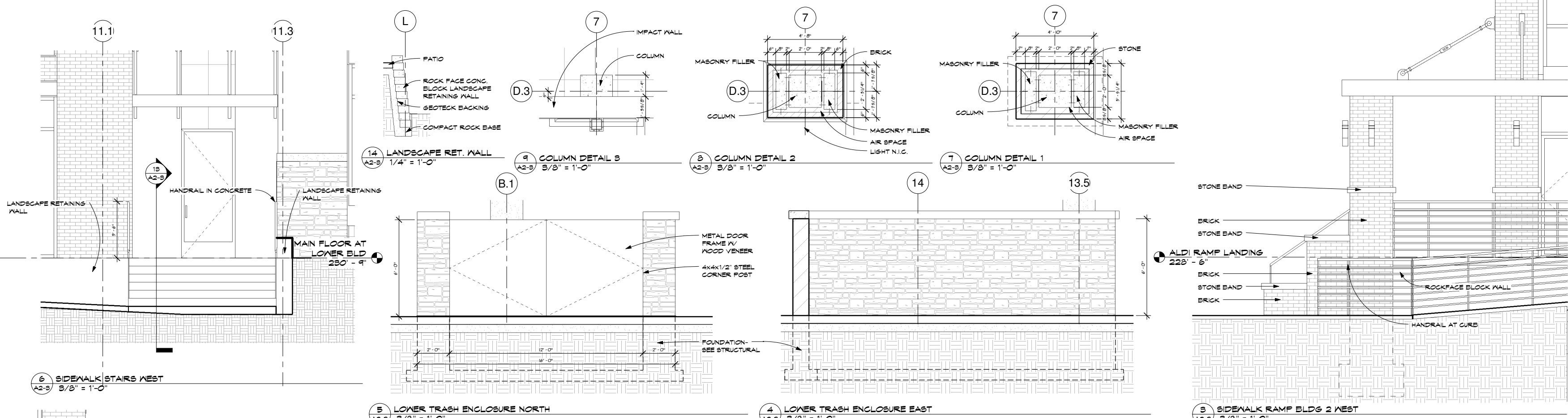
SITE DETAILS

PROJECT NUMBER: 00-000
DRAWN BY: Author
CHECKED BY: Checker

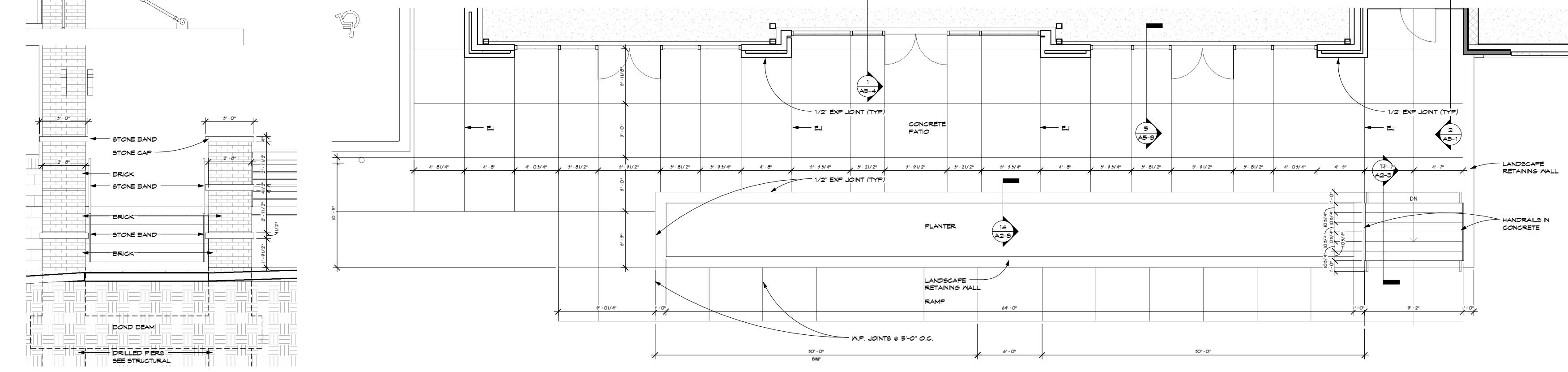
A2-3



19 STAIRS @ BLDG 1 WEST A2-3 3/8" = 1'-0"
12 SECTION AT ALDI STAIR A2-3 3/8" = 1'-0"
11 ALDI ENTRY A2-3 1/4" = 1'-0"
10 BLDG 3 PATIO A2-3 1/4" = 1'-0"



6 SIDEWALK STAIRS WEST A2-3 3/8" = 1'-0"
14 LANDSCAPE RET. WALL A2-3 1/4" = 1'-0"
13.5 ALDI RAMP LANDING 228'-6" A2-3 3/8" = 1'-0"
13.5 SIDEWALK RAMP BLDG 2 WEST A2-3 3/8" = 1'-0"
3 LOWER TRASH ENCLOSURE NORTH A2-3 3/8" = 1'-0"
4 LOWER TRASH ENCLOSURE EAST A2-3 3/8" = 1'-0"

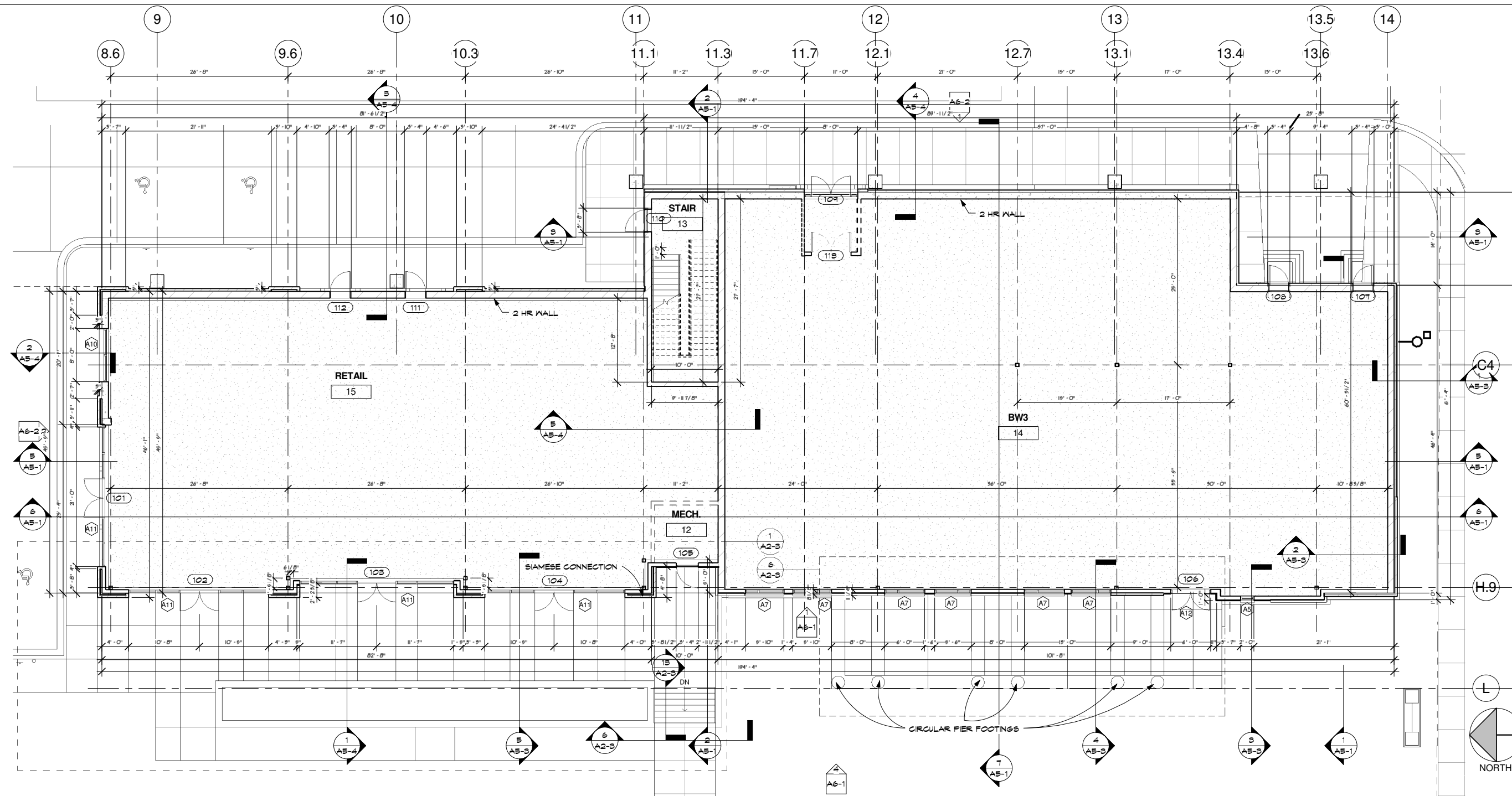


2 BUILDING 2 FRONT WEST STAIR A2-3 3/8" = 1'-0"
1 PATIO AT RETAIL A2-3 1/4" = 1'-0"

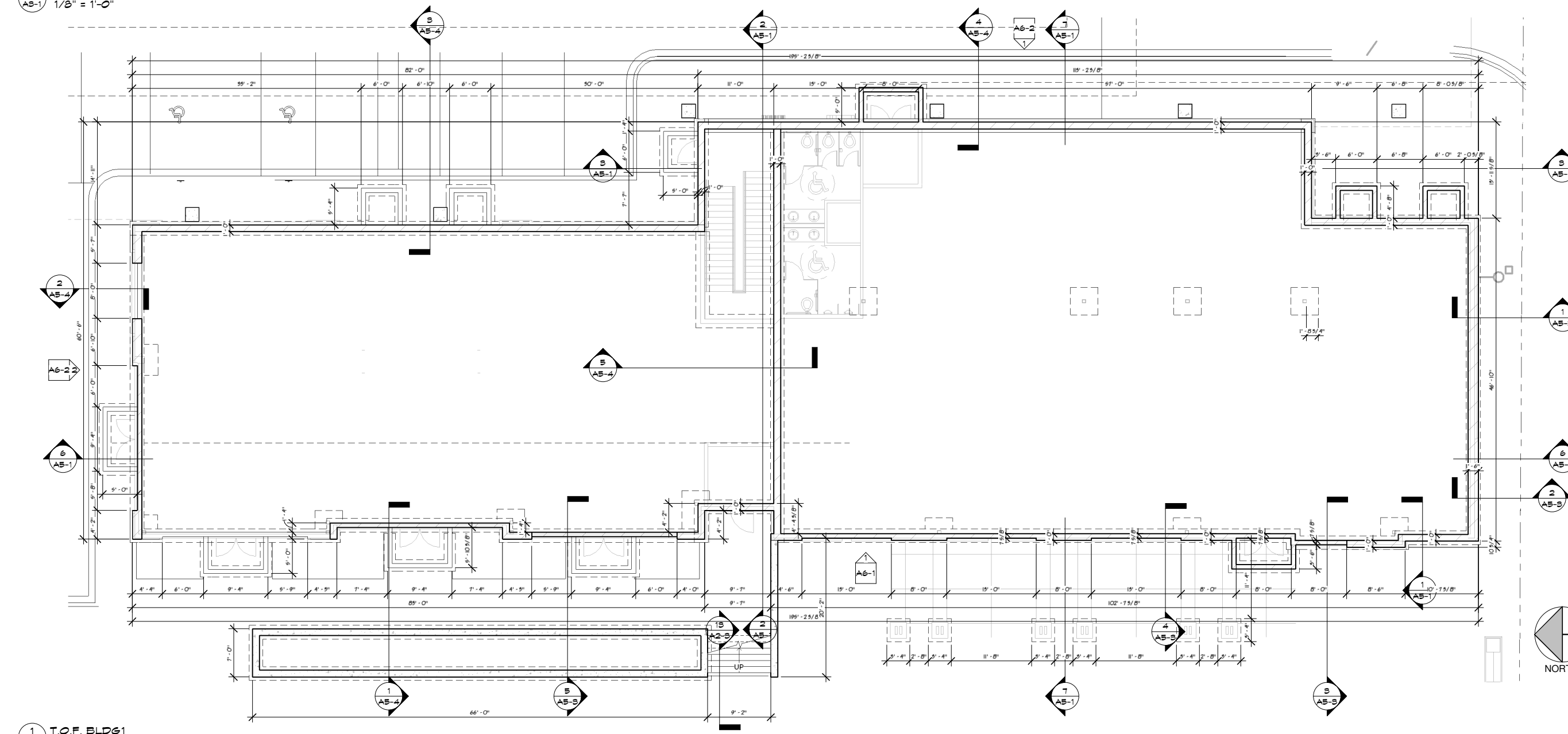
11/19/2008 9:56:56 AM

GENERAL PLAN NOTES

1. ALL EXTERIOR DIMENSIONS ARE TO OUTSIDE FACE OF SHEATHING OR OUTSIDE FACE OF MASONRY UNLESS OTHERWISE NOTED.
2. VERIFY SLAB EDGE LOCATIONS, BRICK AND MASONRY FACE WITH ARCHITECTURAL AND STRUCTURAL DETAILS.
3. INTERIOR WALL DIMENSIONS ARE TO CENTERLINE OF WALLS UNLESS NOTED OTHERWISE. WHERE CLEAR DIMENSIONS ARE INDICATED, THESE DIMENSIONS SHALL BE MAINTAINED.
4. ROUGH OPENING DIMENSIONS OF WINDOWS, DOORS AND OTHER COMPONENTS SHALL BE VERIFIED WITH ACTUAL DIMENSIONS OF SUPPLIED COMPONENTS.
5. NOTIFY ARCHITECT IF DIMENSIONAL DISCREPANCIES OCCUR.
6. PROVIDE MOOD BLOCKING BEHIND ALL WALL HUNG CASEWORK, MILLWORK, SHELVING, FIXTURES AND ELSEWHERE AS NOTED OR AS NECESSARY BASED ON MANUFACTURER'S RECOMMENDATIONS.
7. GENERAL CONTRACTOR TO VERIFY WITH MECHANICAL SUBCONTRACTORS AS TO LOCATIONS FOR MECHANICAL EQUIPMENT, DUCTWORK, ETC. NOTIFY ARCHITECT OF ANY NECESSARY MODIFICATIONS.
8. CONSTRUCT RATED ASSEMBLIES AT ALL LOCATIONS INDICATED IN CODE REVIEW AND PER DRAWINGS. INCLUDING ALL CEILING/FLOOR ASSEMBLIES.
9. PROVIDE FIRE STOPPING AT ALL PENETRATIONS OF RATED ASSEMBLIES. ANY DISTURBANCE OF ASSEMBLY SHALL BE REPAIRED.



2 MAIN FLOOR BLDG1
AS-1 1/8" = 1'-0"



1 T.O.F. BLDG1
AS-1 1/8" = 1'-0"



www.collage-uds.com

ASSOCIATES



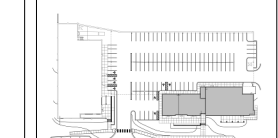
GRAND CENTRAL COMMONS

47th St. & Central Av N
Columbia Heights, MN.

DATE:

I HEREBY CERTIFY THAT THIS PLAN SPECIFICATION OR REPORT WAS PREPARED BY ME OR UNDER MY DIRECT SUPERVISION AND THAT I AM A REGISTERED ARCHITECT UNDER THE LAWS OF THE STATE OF MINNESOTA.

Peter Keely
PETER KEELY
REGISTRATION NO. 23579



PROJECT KEY

DATE: 6/04/08

REVISIONS:
PRINTED FOR PERMIT
7-18-08

CONSTRUCTION SET
8-27-08

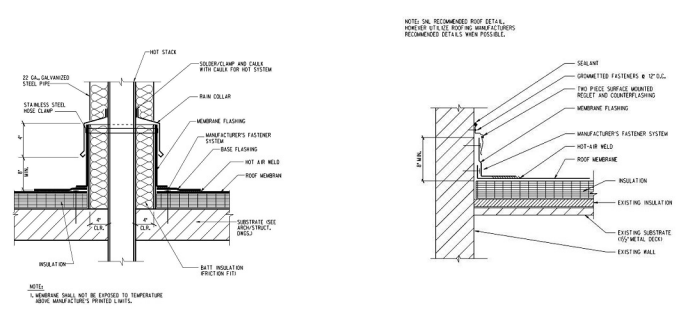
FOUNDATION AND MAIN FLOOR PLAN BUILDING 1-2

PROJECT NUMBER: 00-000

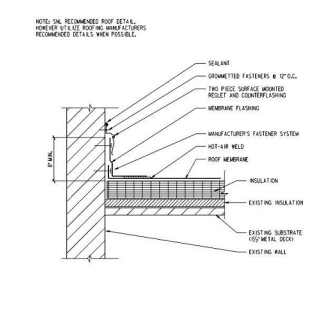
DRAWN BY: Author

CHECKED BY: Checker

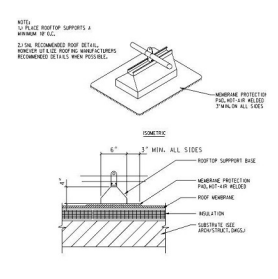
A3-1



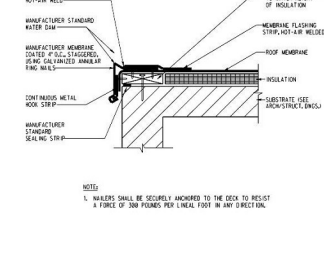
9 ROOF HEAT VENT STACK
AS-2 NOT TO SCALE



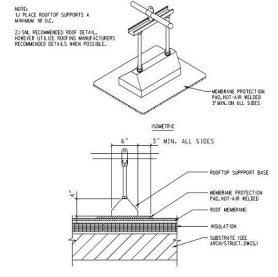
8 ROOF WALL FLASHING
AS-2 NOT TO SCALE



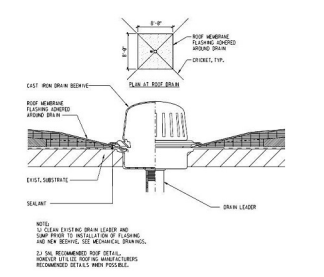
10 ROOF TOP SUPPORT
EDGE
AS-2 NOT TO SCALE



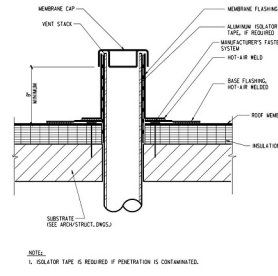
4 ROOF GLAD METAL
EDGE
AS-2 NOT TO SCALE



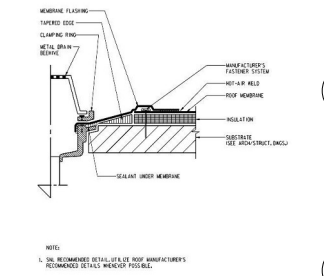
11 ROOF TOP SUPPORT
TALL
AS-2 NOT TO SCALE



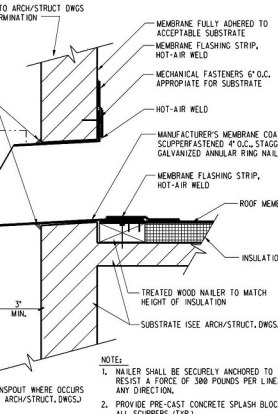
5 ROOF DRAIN DETAIL
AS-2 NOT TO SCALE



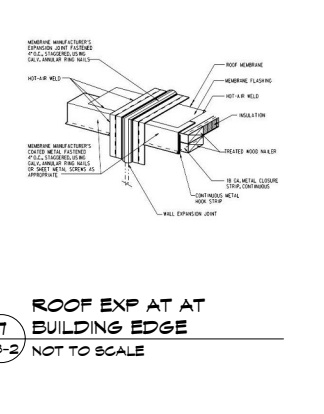
12 ROOF VENT STACK
AS-2 NOT TO SCALE



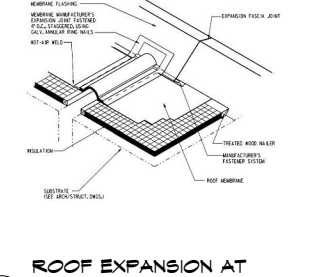
6 ROOF DRAIN METAL
INSERT DETAIL
AS-2 NOT TO SCALE



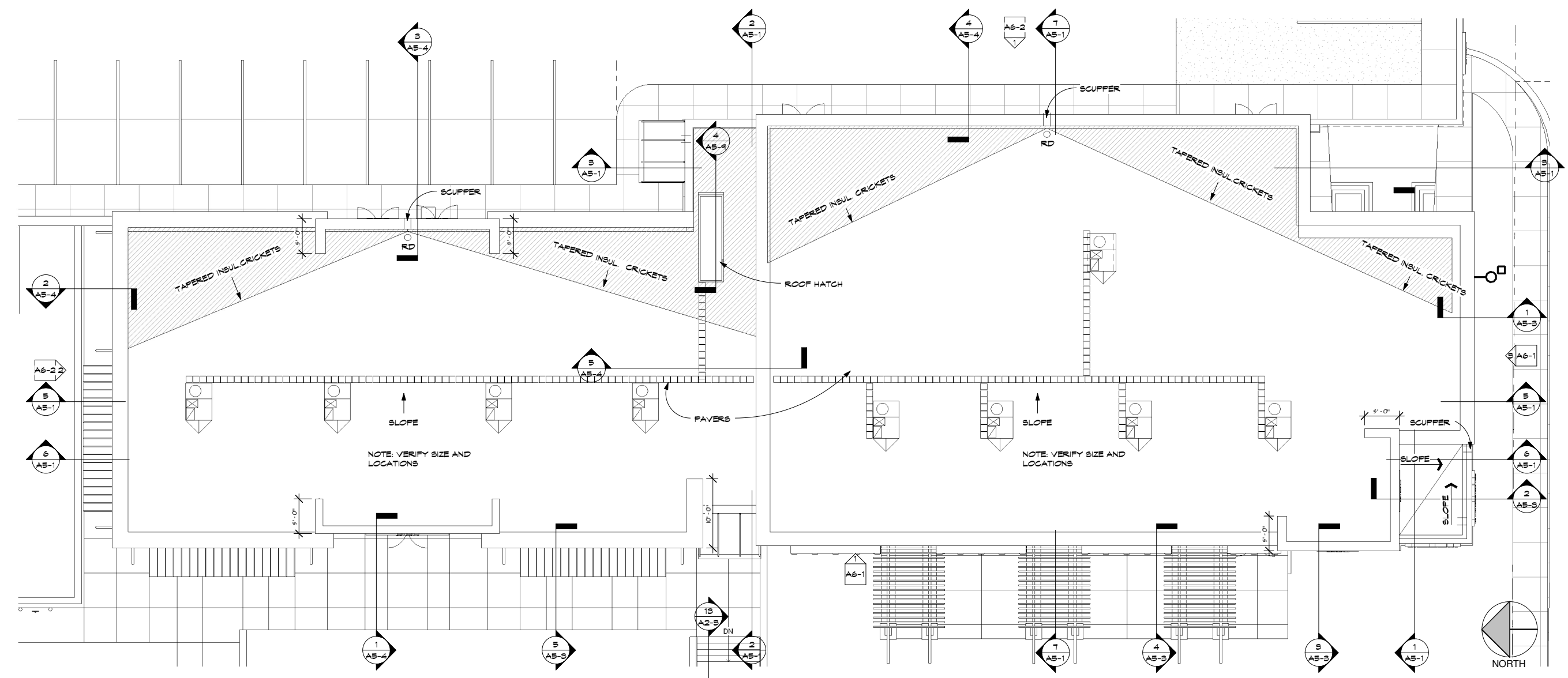
7 ROOF EXP AT AT
BUILDING EDGE
AS-2 NOT TO SCALE



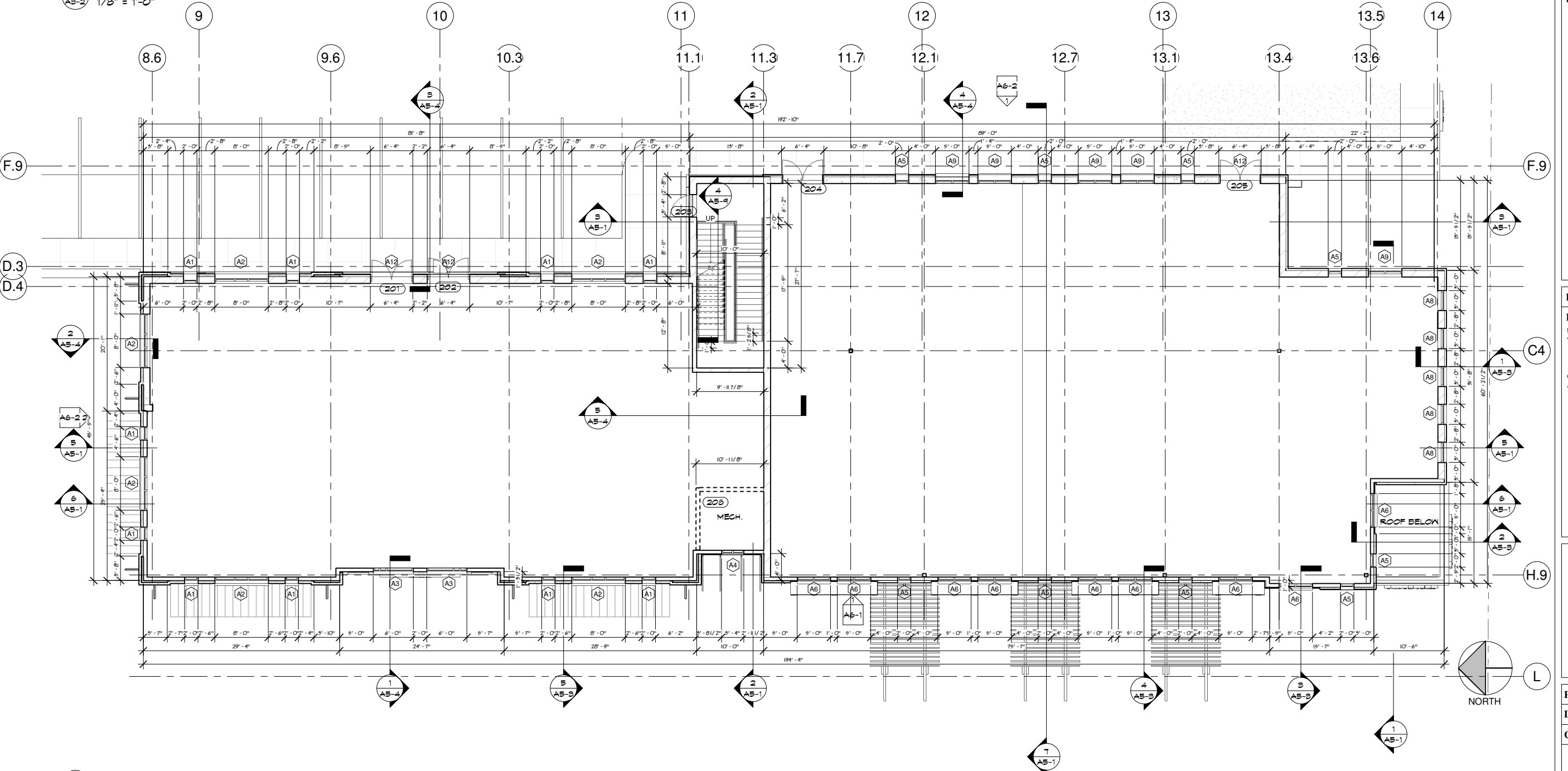
13 SCUPPER - THROUGH
PAREFIT
AS-2 NOT TO SCALE




8 ROOF EXPANSION AT
FACIA DETAIL
AS-2 NOT TO SCALE



2 ROOF PLAN BLDG1
AS-2 1/8" = 1'-0"



1 TOP OF PLANK BLDG1 UPPER
AS-2 1/8" = 1'-0"



www.collage-uds.com

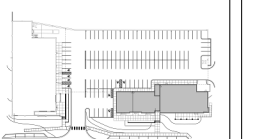
ASSOCIATES



GRAND CENTRAL COMMONS

47th St. & Central Av N
Columbia Heights, MN.

DATE: _____
I HEREBY CERTIFY THAT THIS PLAN SPECIFICATION OR REPORT WAS PREPARED BY ME OR UNDER MY DIRECT SUPERVISION AND THAT I AM A REGISTERED ARCHITECT UNDER THE LAWS OF THE STATE OF MINNESOTA.
PETER KEELY
REGISTRATION NO: 23579



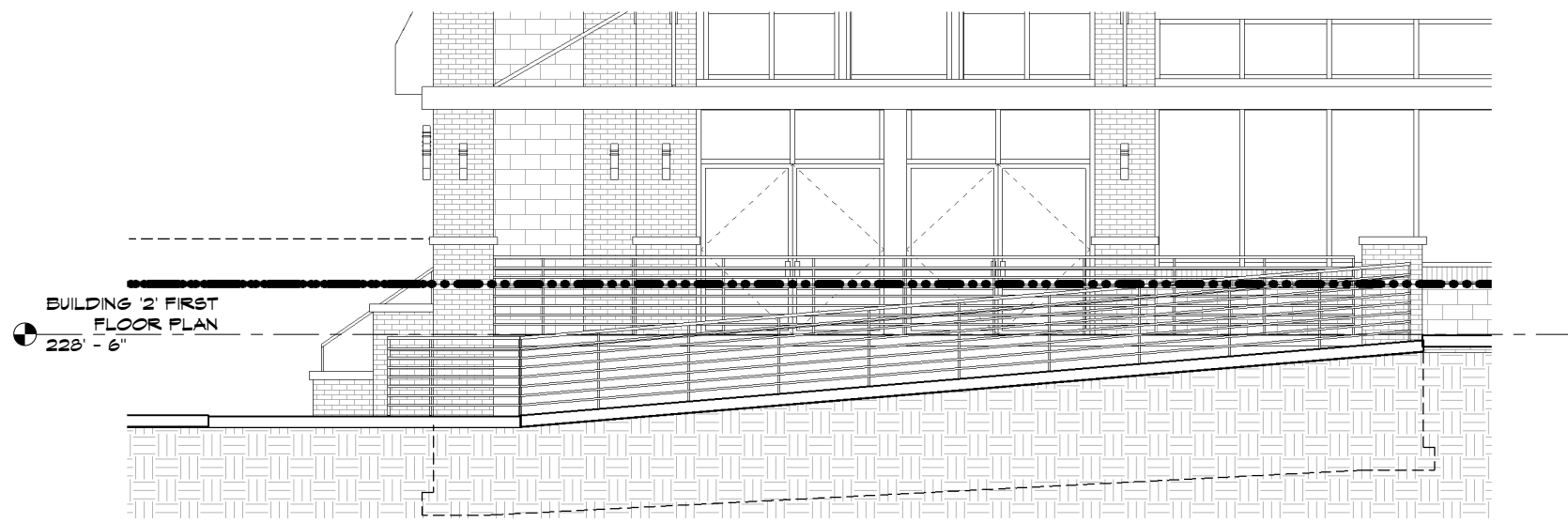
PROJECT KEY

DATE: 6/04/08
REVISIONS:
PRINTED FOR PERMIT
7-18-08
CONSTRUCTION SET
8-27-08

SECOND FLOOR - ROOF BUILDING 1-2

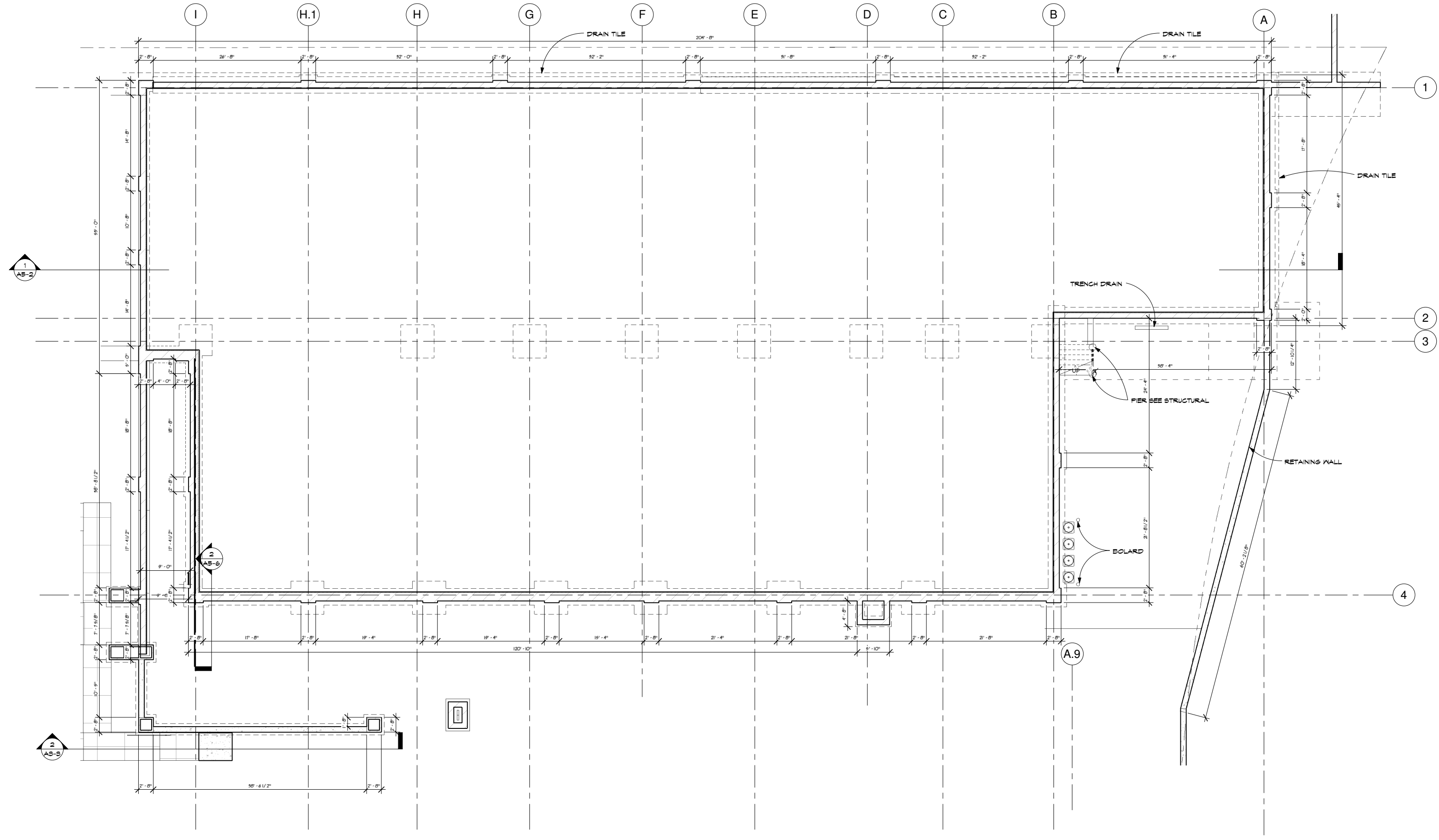
PROJECT NUMBER: 00-000
DRAWN BY: Author
CHECKED BY: Checker

A3-2



BUILDING 2 FIRST FLOOR PLAN
225' - 6"

SECTION AT ALD'S RAMP
1/4" = 1'-0"



BUILDING 2 FOUNDATION PLAN
1/8" = 1'-0"



www.collage-uds.com

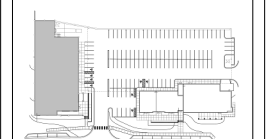
ASSOCIATES



GRAND CENTRAL COMMONS

47th St. & Central Av N
Columbia Heights, MN.

DATE:
I HEREBY CERTIFY THAT THIS PLAN SPECIFICATION OR REPORT WAS PREPARED BY ME OR UNDER MY DIRECT SUPERVISION AND THAT I AM A REGISTERED ARCHITECT UNDER THE LAWS OF THE STATE OF MINNESOTA.
[Signature]
PETER KEELY
REGISTRATION NO: 23570



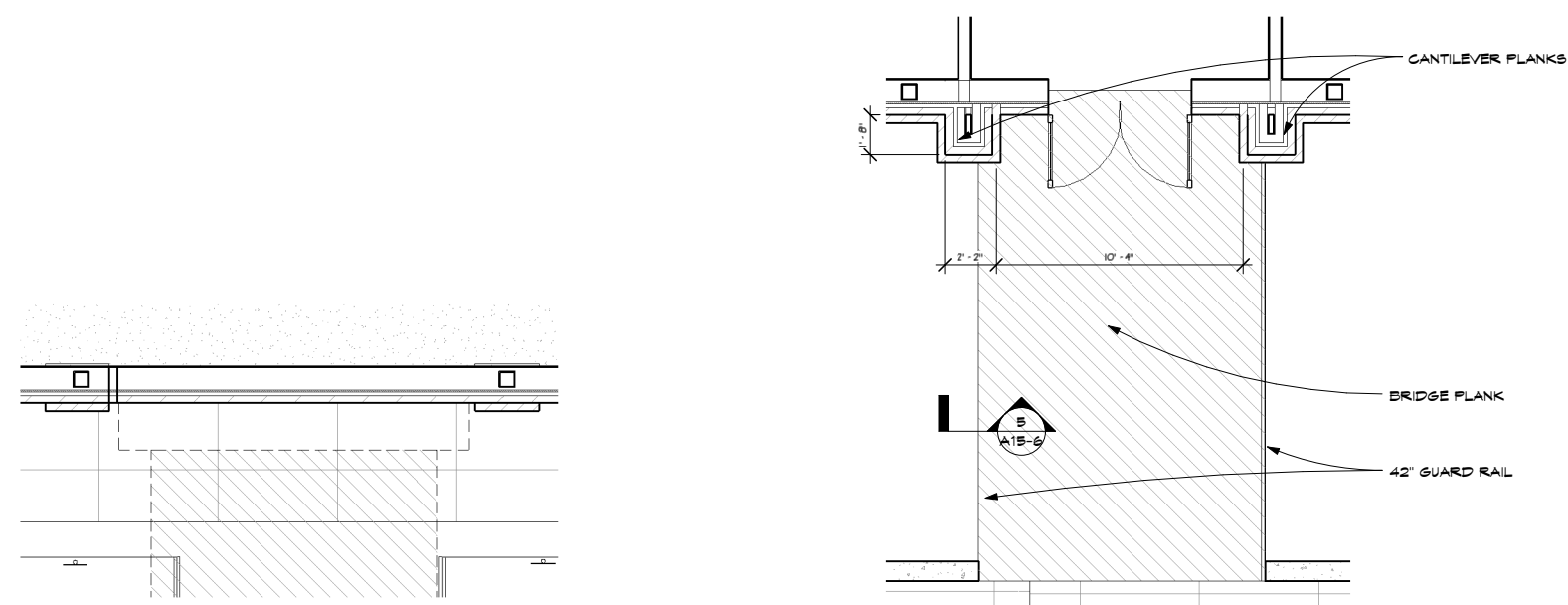
PROJECT KEY

DATE: 6/04/08
REVISIONS:
PRINTED FOR PERMIT
7-18-08
CONSTRUCTION SET
8-27-08

BUILDING '2' FOUNDATION PLAN

PROJECT NUMBER: 00-000
DRAWN BY: Author
CHECKED BY: Checker

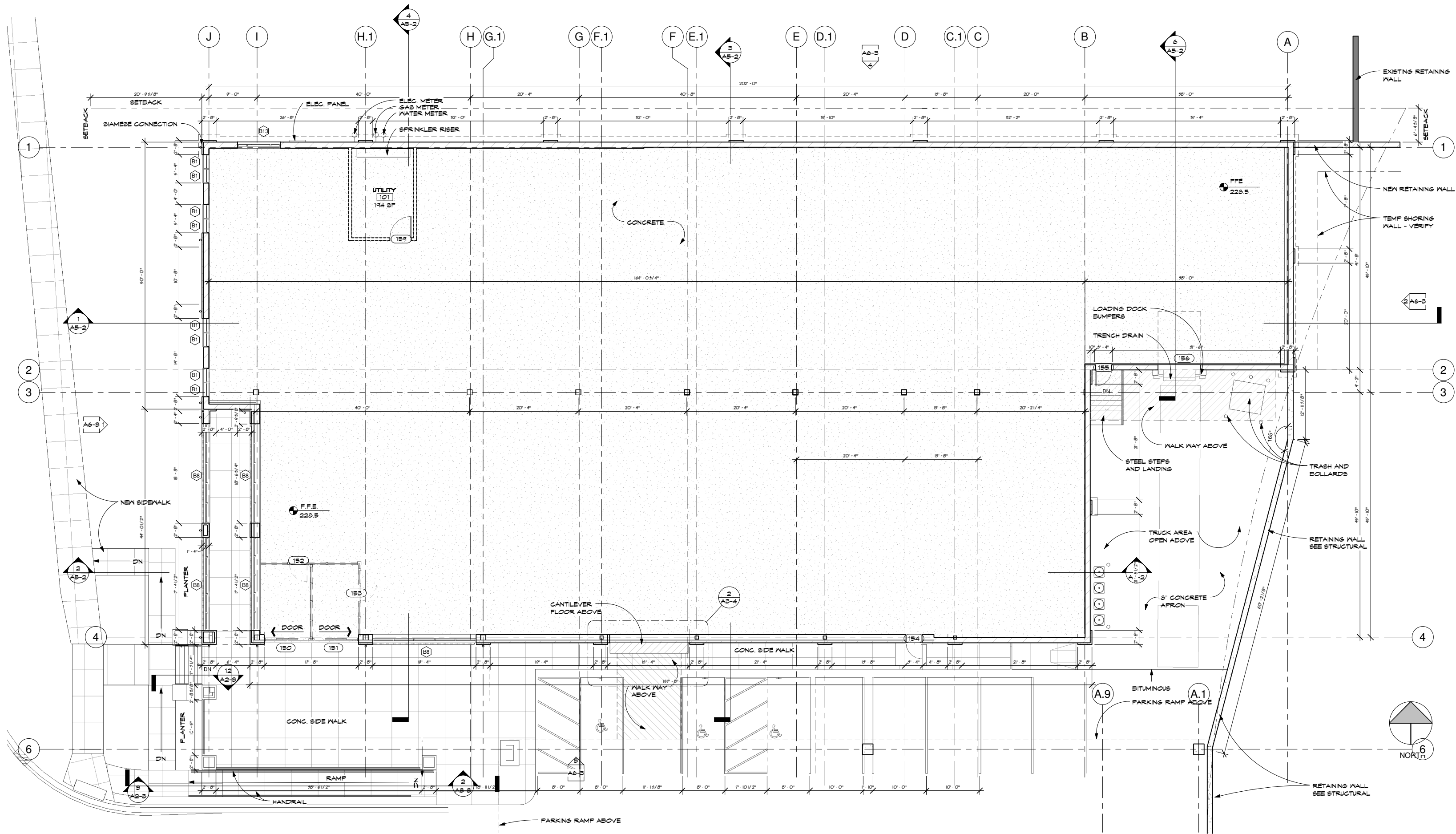
A3-3



2 LOWER BRIDGE PLAN
AS-4 1/4" = 1'-0"

3 UPPER BRIDGE PLAN
AS-4 1/4" = 1'-0"

- GENERAL PLAN NOTES**
1. ALL EXTERIOR DIMENSIONS ARE TO OUTSIDE FACE OF SHEATHING OR OUTSIDE FACE OF MASONRY UNLESS OTHERWISE NOTED.
 2. VERIFY SLAB EDGE LOCATIONS, BRICK AND MASONRY FACE WITH ARCHITECTURAL AND STRUCTURAL DETAILS.
 3. INTERIOR WALL DIMENSIONS ARE TO CENTERLINE OF WALLS UNLESS NOTED OTHERWISE. WHERE CLEAR DIMENSIONS ARE INDICATED, THESE DIMENSIONS SHALL BE MAINTAINED.
 4. ROUGH OPENING DIMENSIONS OF WINDOWS, DOORS AND OTHER COMPONENTS SHALL BE VERIFIED WITH ACTUAL DIMENSIONS OF SUPPLIED COMPONENTS.
 5. NOTIFY ARCHITECT IF DIMENSIONAL DISCREPANCIES OCCUR.
 6. PROVIDE WOOD BLOCKING BEHIND ALL WALL HUNG CASEWORK, MILLWORK, SHELVING, FIXTURES AND ELSEWHERE AS NOTED OR AS NECESSARY BASED ON MANUFACTURER'S RECOMMENDATIONS.
 7. GENERAL CONTRACTOR TO VERIFY WITH MECHANICAL SUBCONTRACTORS AS TO LOCATIONS FOR MECHANICAL EQUIPMENT, DUCTWORK, ETC. NOTIFY ARCHITECT OF ANY NECESSARY MODIFICATIONS.
 8. CONSTRUCT RATED ASSEMBLIES AT ALL LOCATIONS INDICATED IN CODE REVIEW AND PER DRAWINGS. INCLUDING ALL CEILING/FLOOR ASSEMBLIES.
 9. PROVIDE FIRE STOPPING AT ALL PENETRATIONS OF RATED ASSEMBLIES. ANY DISTURBANCE OF ASSEMBLY SHALL BE REPAIRED.



1 BUILDING 2 FIRST FLOOR PLAN
AS-4 1/8" = 1'-0"



www.collage-uds.com

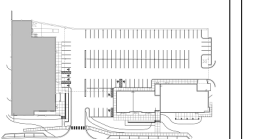
ASSOCIATES



GRAND CENTRAL COMMONS

47th St. & Central Av N
Columbia Heights, MN.

DATE: _____
I HEREBY CERTIFY THAT THIS PLAN SPECIFICATION OR REPORT WAS PREPARED BY ME OR UNDER MY DIRECT SUPERVISION AND THAT I AM A REGISTERED ARCHITECT UNDER THE LAWS OF THE STATE OF MINNESOTA.
[Signature]
PETER KEELY
REGISTRATION NO: 23570



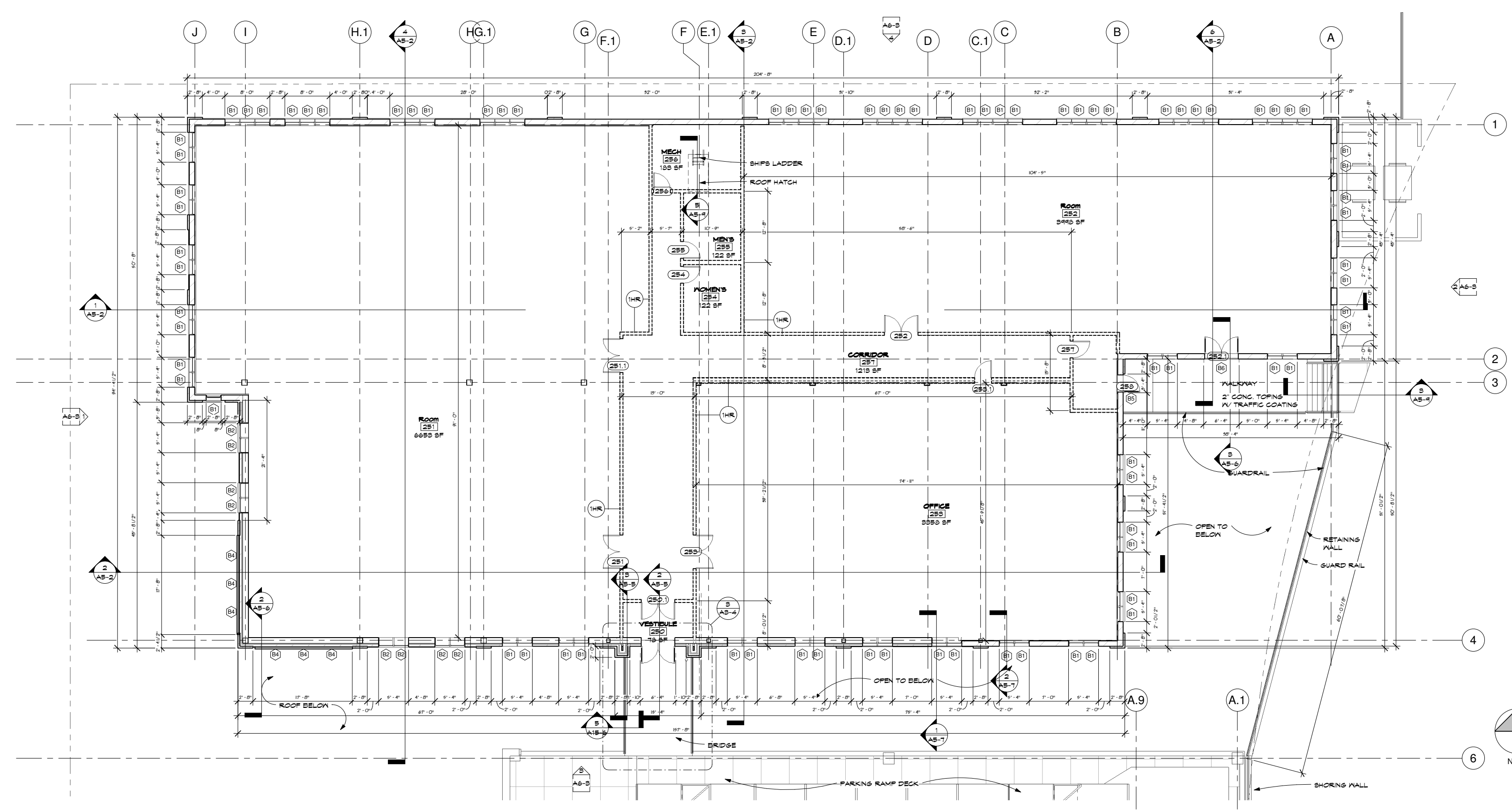
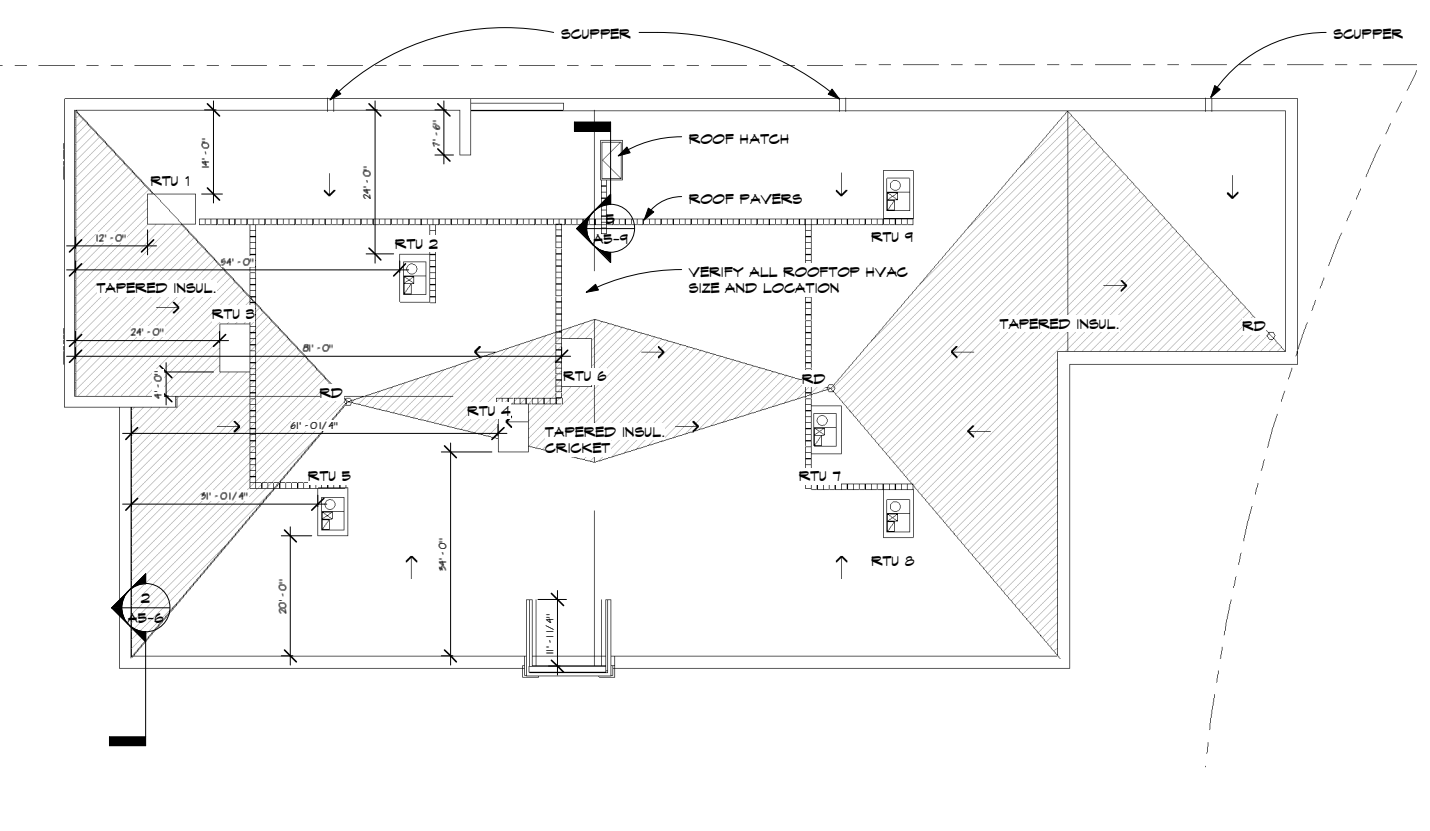
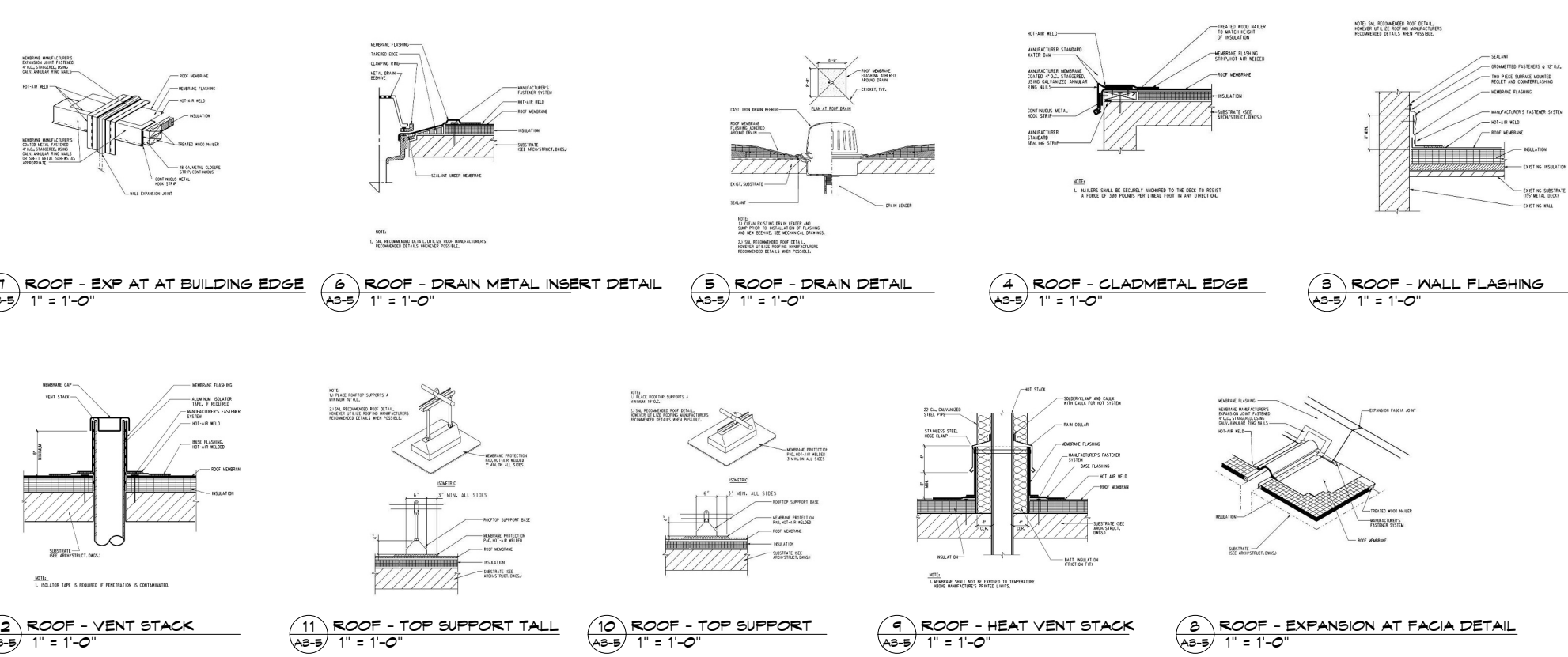
PROJECT KEY

DATE: 6/04/08
REVISIONS:
PRINTED FOR PERMIT
7-18-08
CONSTRUCTION SET
8-27-08

BUILDING 2 FIRST FLOOR PLAN

PROJECT NUMBER: 00-000
DRAWN BY: Author
CHECKED BY: Checker

A3-4



www.collage-uds.com

ASSOCIATES



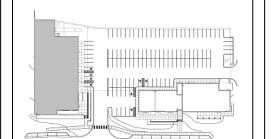
Building More Than Just Buildings...
 2 Division Street East - Suite 201
 Buffalo, NY 14203
 (763) 682-1818 Fax: (763) 682-3053

GRAND CENTRAL COMMONS

47th St. & Central Av N
 Columbia Heights, MN.

DATE: _____
 I HEREBY CERTIFY THAT THIS PLAN SPECIFICATION OR REPORT WAS PREPARED BY ME OR UNDER MY DIRECT SUPERVISION AND THAT I AM A REGISTERED ARCHITECT UNDER THE LAWS OF THE STATE OF MINNESOTA.

 PETER KEELY
 REGISTRATION NO: 23579



PROJECT KEY

DATE: 6/04/08
 REVISIONS:
 PRINTED FOR PERMIT
 7-18-08
 CONSTRUCTION SET
 8-27-08

BUILDING 2 SECOND FLOOR PLAN

PROJECT NUMBER: 00-000
 DRAWN BY: Author
 CHECKED BY: Checker

A3-5

11/19/2008 9:57:22 AM




www.collage-uds.com

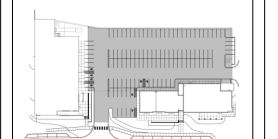
ASSOCIATES



**GRAND
CENTRAL
COMMONS**

47th St. & Central Av N
Columbia Heights, MN.

DATE:
I HEREBY CERTIFY THAT
THIS PLAN SPECIFICATION
OR REPORT WAS PREPARED
BY ME OR UNDER MY DIRECT
SUPERVISION AND THAT I AM
A REGISTERED ARCHITECT
UNDER THE LAWS OF THE
STATE OF MINNESOTA.

PETER KEELY
REGISTRATION NO: 23579



PROJECT KEY

DATE: 6/04/08

REVISIONS:
PRINTED FOR PERMIT
7-15-08
CONSTRUCTION SET
8-15-08

NOT USED

PROJECT NUMBER: 00-000
DRAWN BY: Author
CHECKED BY: Checker

A3-8




www.collage-uds.com

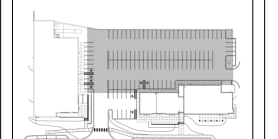
ASSOCIATES



**GRAND
CENTRAL
COMMONS**

47th St. & Central Av N
Columbia Heights, MN.

DATE:
I HEREBY CERTIFY THAT
THIS PLAN SPECIFICATION
OR REPORT WAS PREPARED
BY ME OR UNDER MY DIRECT
SUPERVISION AND THAT I AM
A REGISTERED ARCHITECT
UNDER THE LAWS OF THE
STATE OF MINNESOTA.

PETER KEELY
REGISTRATION NO: 23579



PROJECT KEY

DATE: 6/04/08

REVISIONS:
PRINTED FOR PERMIT
7-15-08
CONSTRUCTION SET
8-15-08

NOT USED

PROJECT NUMBER: 00-000

DRAWN BY: Author

CHECKED BY: Checker

A3-9



www.collage-uds.com

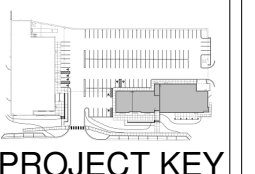
ASSOCIATES



GRAND CENTRAL COMMONS

47th St. & Central Av N
Columbia Heights, MN.

DATE: _____
I HEREBY CERTIFY THAT THIS PLAN SPECIFICATION OR REPORT WAS PREPARED BY ME OR UNDER MY DIRECT SUPERVISION AND THAT I AM A REGISTERED ARCHITECT UNDER THE LAWS OF THE STATE OF MINNESOTA.
PETER KEELY
REGISTRATION NO: 23579



PROJECT KEY

DATE: 6/04/08

REVISIONS:
PRINTED FOR PERMIT
7-18-08

CONSTRUCTION SET
8-27-08

BUILDING SECTIONS

PROJECT NUMBER: 00-000

DRAWN BY: Author

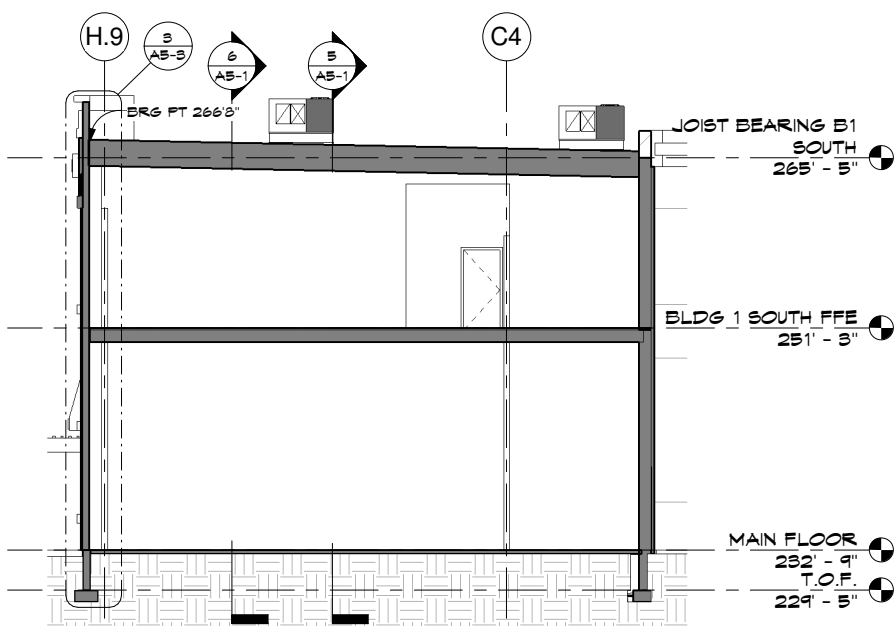
CHECKED BY: Checker

A5-1

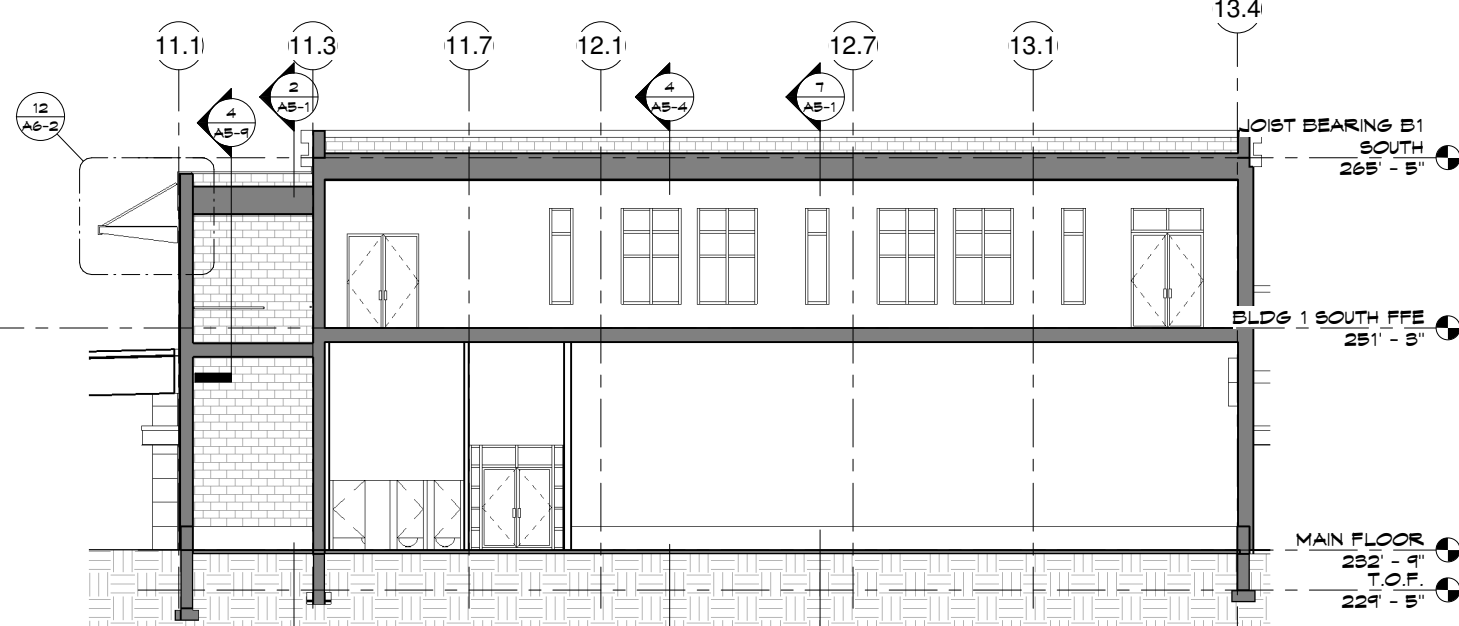


1 BUILDING 1 SECTION AT LOW ROOF
AS-1 1/8" = 1'-0"

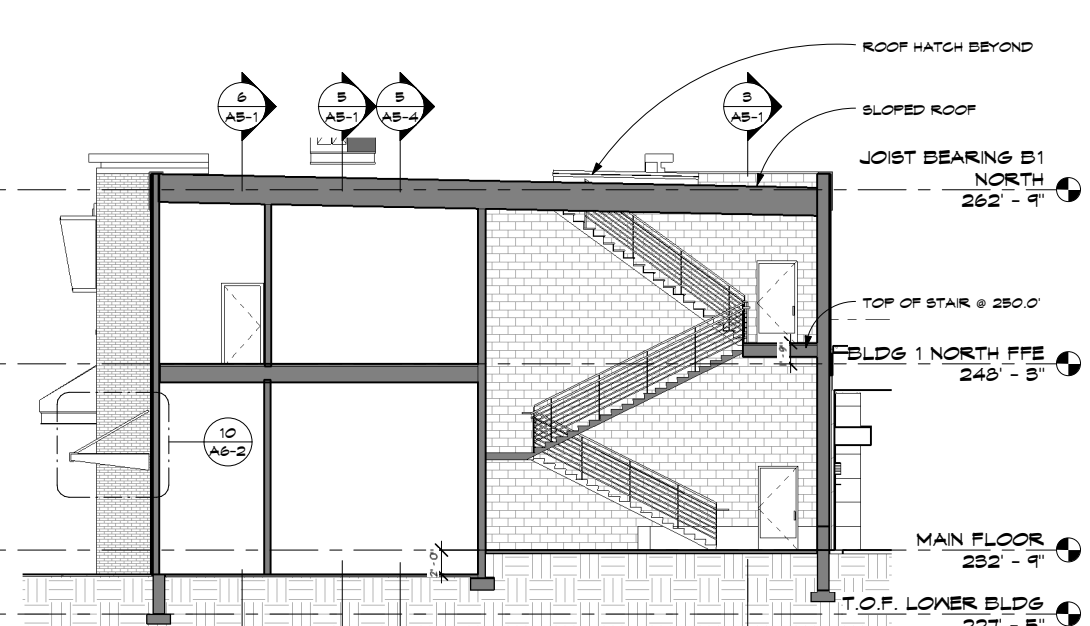
5 BUILDING SECTION 1 BLDG1
AS-1 1/8" = 1'-0"



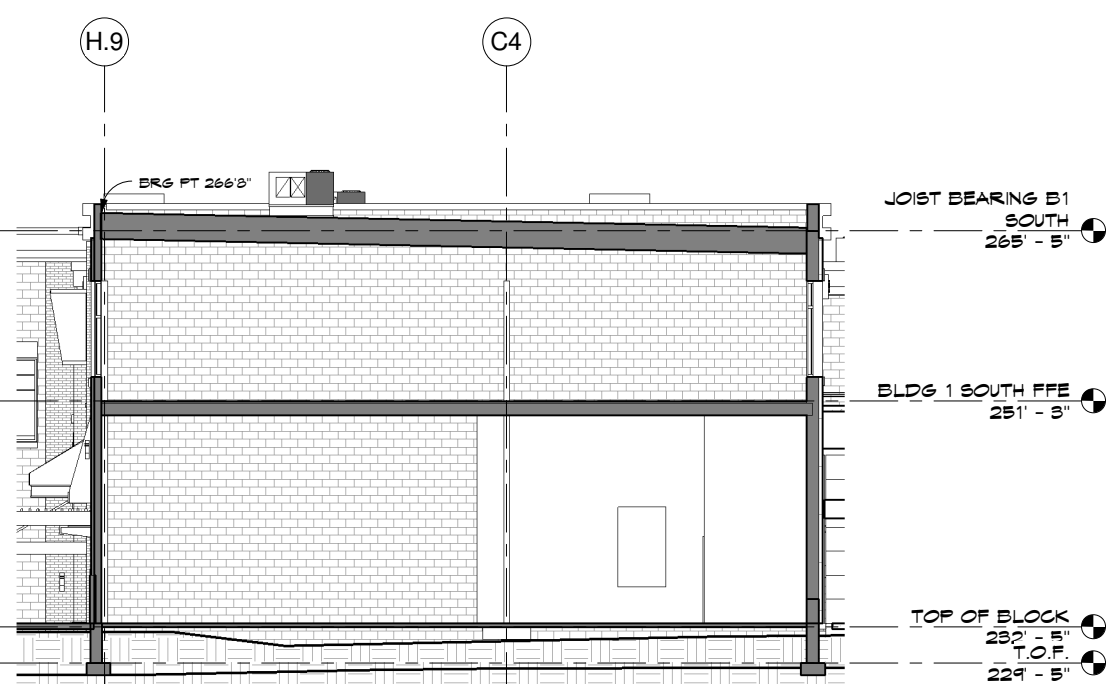
4 BUILDING SECTION 4 BLDG1
AS-1 1/8" = 1'-0"



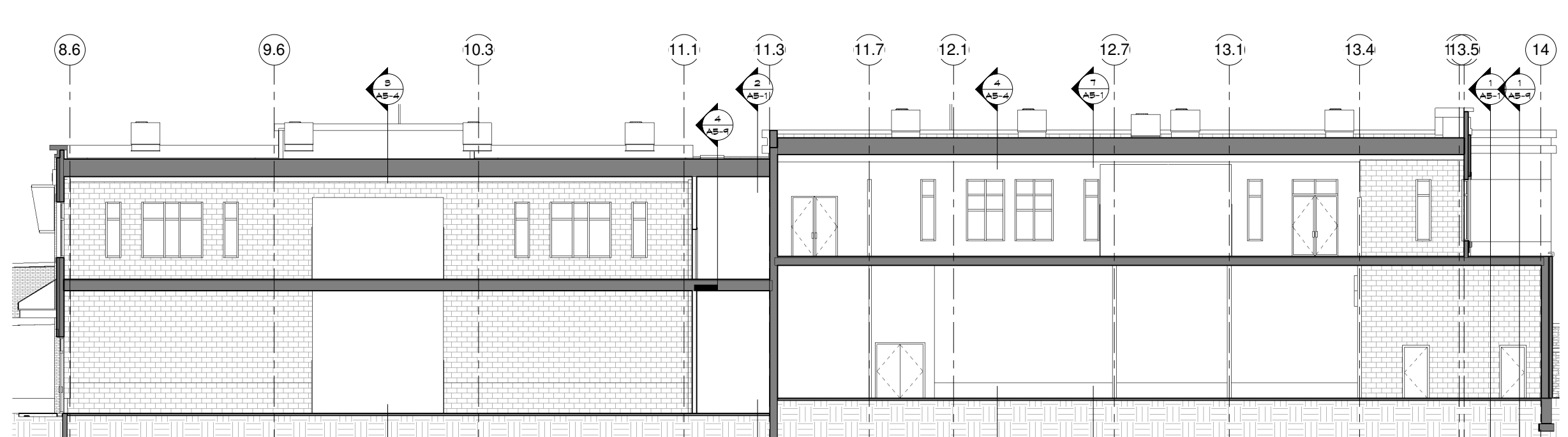
3 BUILDING SECTION 3 BLDG1
AS-1 1/8" = 1'-0"



2 BUILDING SECTION 2 BLDG1
AS-1 1/8" = 1'-0"

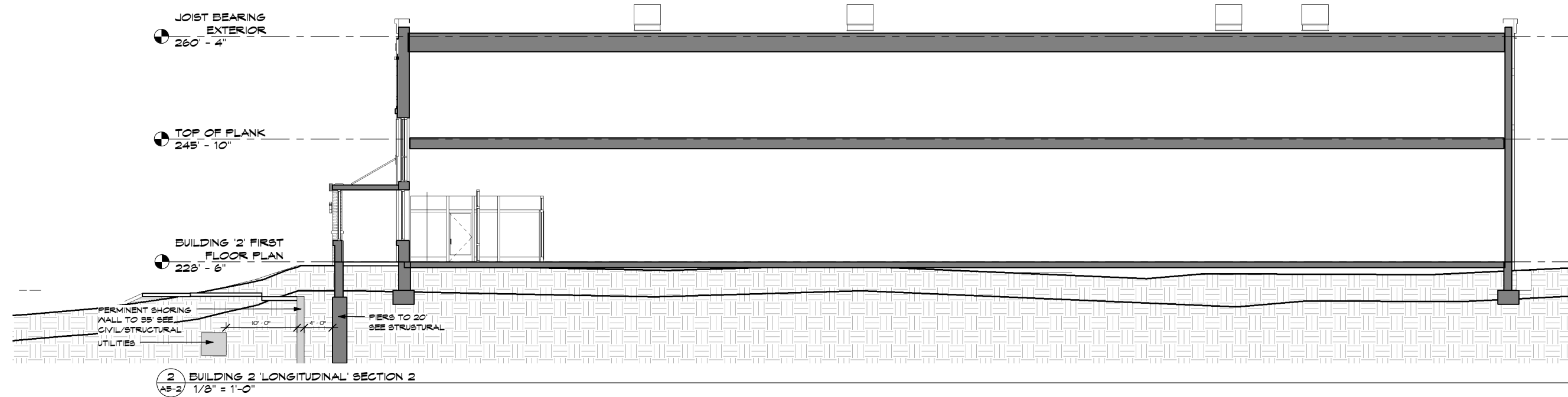


7 BUILDING SECTION 6 BLDG 1
AS-1 1/8" = 1'-0"

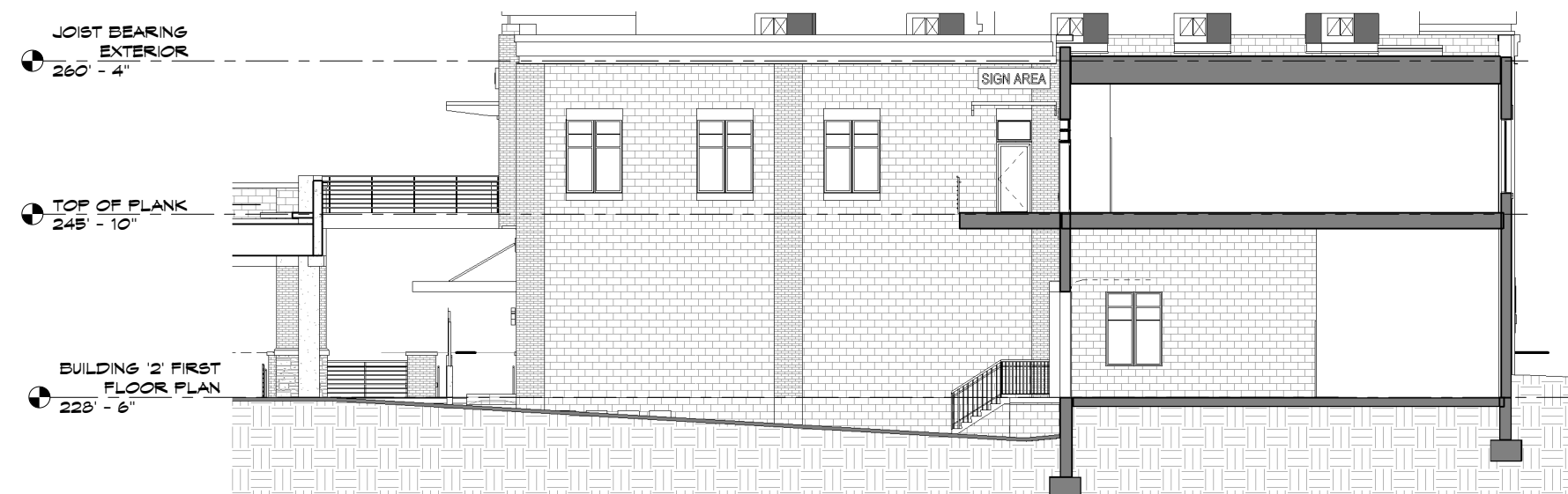


6 BUILDING SECTION 5 BLDG 1
AS-1 1/8" = 1'-0"

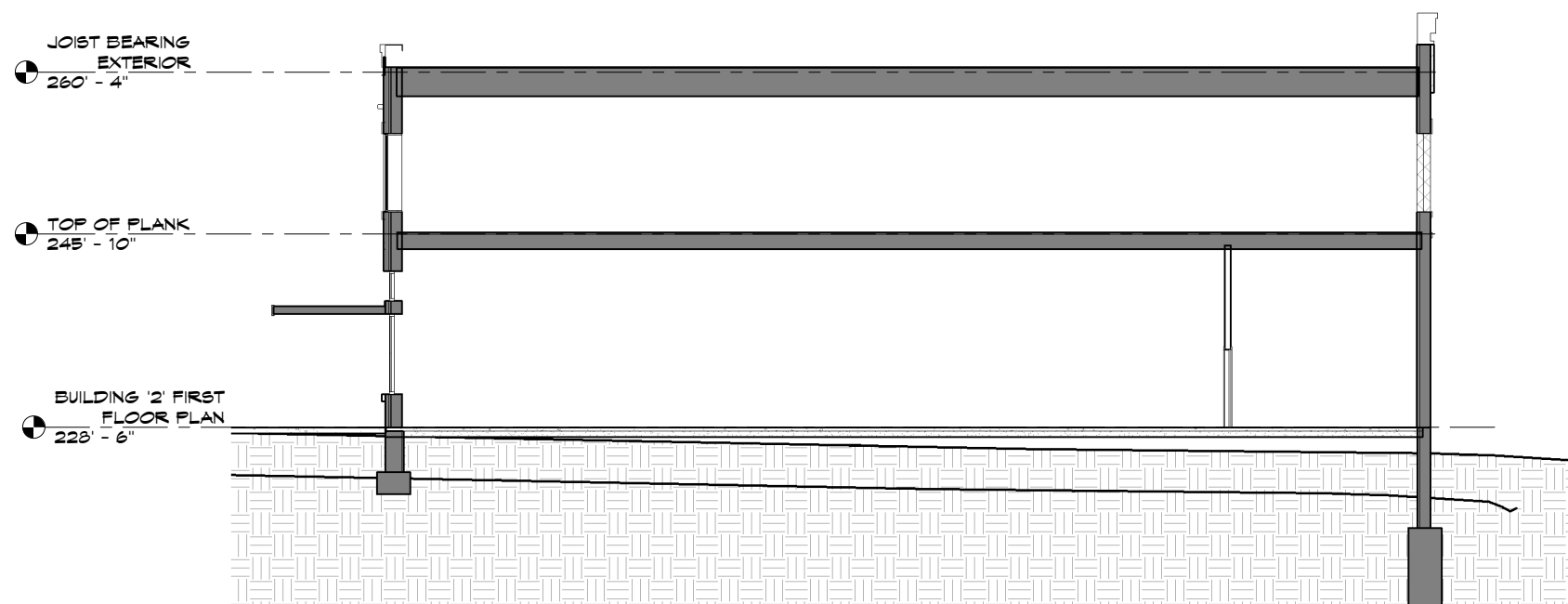
11/19/2008 9:57:32 AM



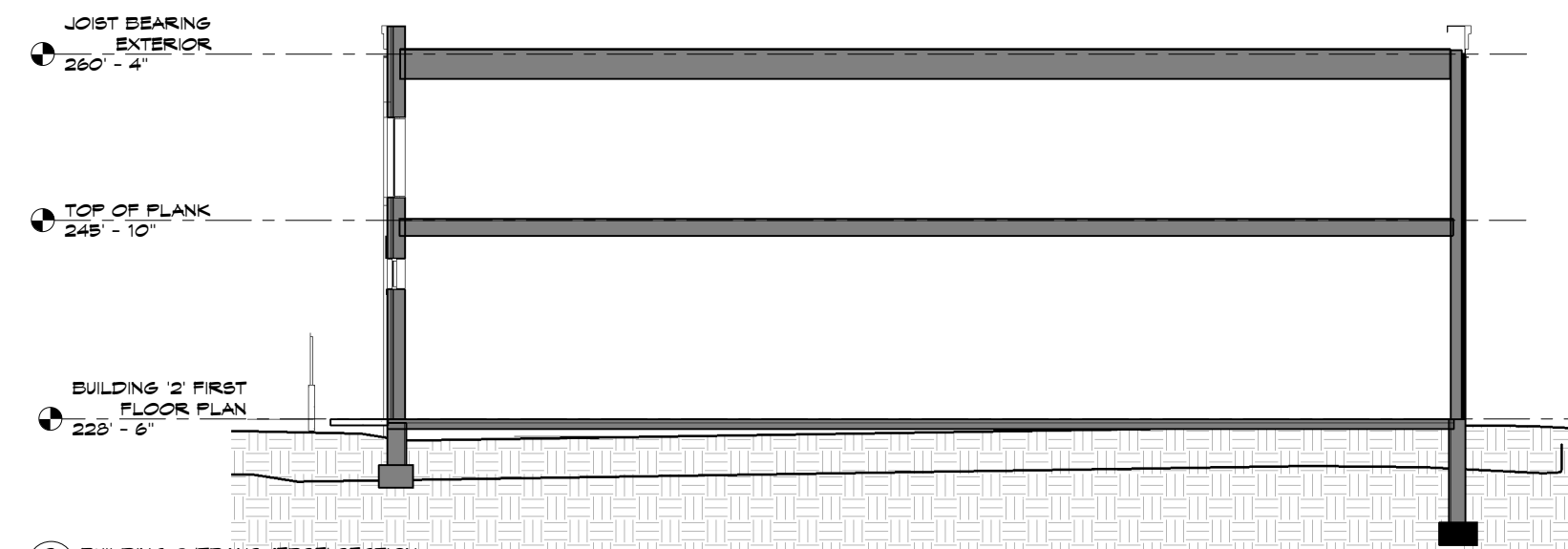
2 BUILDING 2 LONGITUDINAL SECTION 2
AS-2 1/8" = 1'-0"



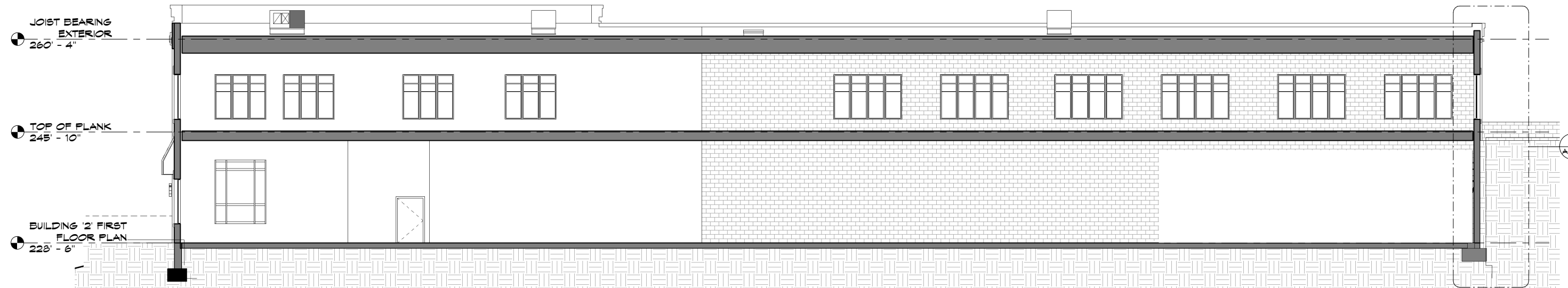
6 BUILDING 2 TRANSVERSE SECTION 4
AS-2 1/8" = 1'-0"



4 BUILDING 2 TRANSVERSE SECTION 2
AS-2 1/8" = 1'-0"



3 BUILDING 2 TRANSVERSE SECTION
AS-2 1/8" = 1'-0"



1 BUILDING 2 LONGITUDINAL SECTION
AS-2 1/8" = 1'-0"



www.collage-uds.com

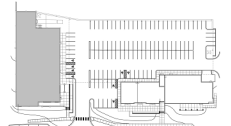
ASSOCIATES



GRAND CENTRAL COMMONS

47th St. & Central Av N
Columbia Heights, MN.

DATE:
I HEREBY CERTIFY THAT THIS PLAN SPECIFICATION OR REPORT WAS PREPARED BY ME OR UNDER MY DIRECT SUPERVISION AND THAT I AM A REGISTERED ARCHITECT UNDER THE LAWS OF THE STATE OF MINNESOTA.
Peter Keely
PETER KEELY
REGISTRATION NO: 23570



PROJECT KEY

DATE: 6/04/08
REVISIONS:
PRINTED FOR PERMIT 7-18-08
CONSTRUCTION SET 8-27-08

BUILDING SECTIONS

PROJECT NUMBER: 00-000
DRAWN BY: Author
CHECKED BY: Checker

A5-2



www.collage-uds.com

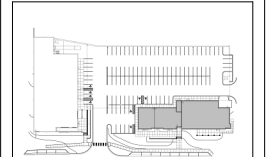
ASSOCIATES



GRAND CENTRAL COMMONS

47th St. & Central Av N
Columbia Heights, MN.

DATE: _____
I HEREBY CERTIFY THAT THIS SPECIFICATION OR REPORT WAS PREPARED BY ME OR UNDER MY DIRECT SUPERVISION AND THAT I AM A REGISTERED ARCHITECT UNDER THE LAWS OF THE STATE OF MINNESOTA.
PETER KEELY
REGISTRATION NO. 23570



PROJECT KEY

DATE: 6/04/08

REVISIONS:
PRINTED FOR PERMIT
7-18-08

CONSTRUCTION SET
8-27-08

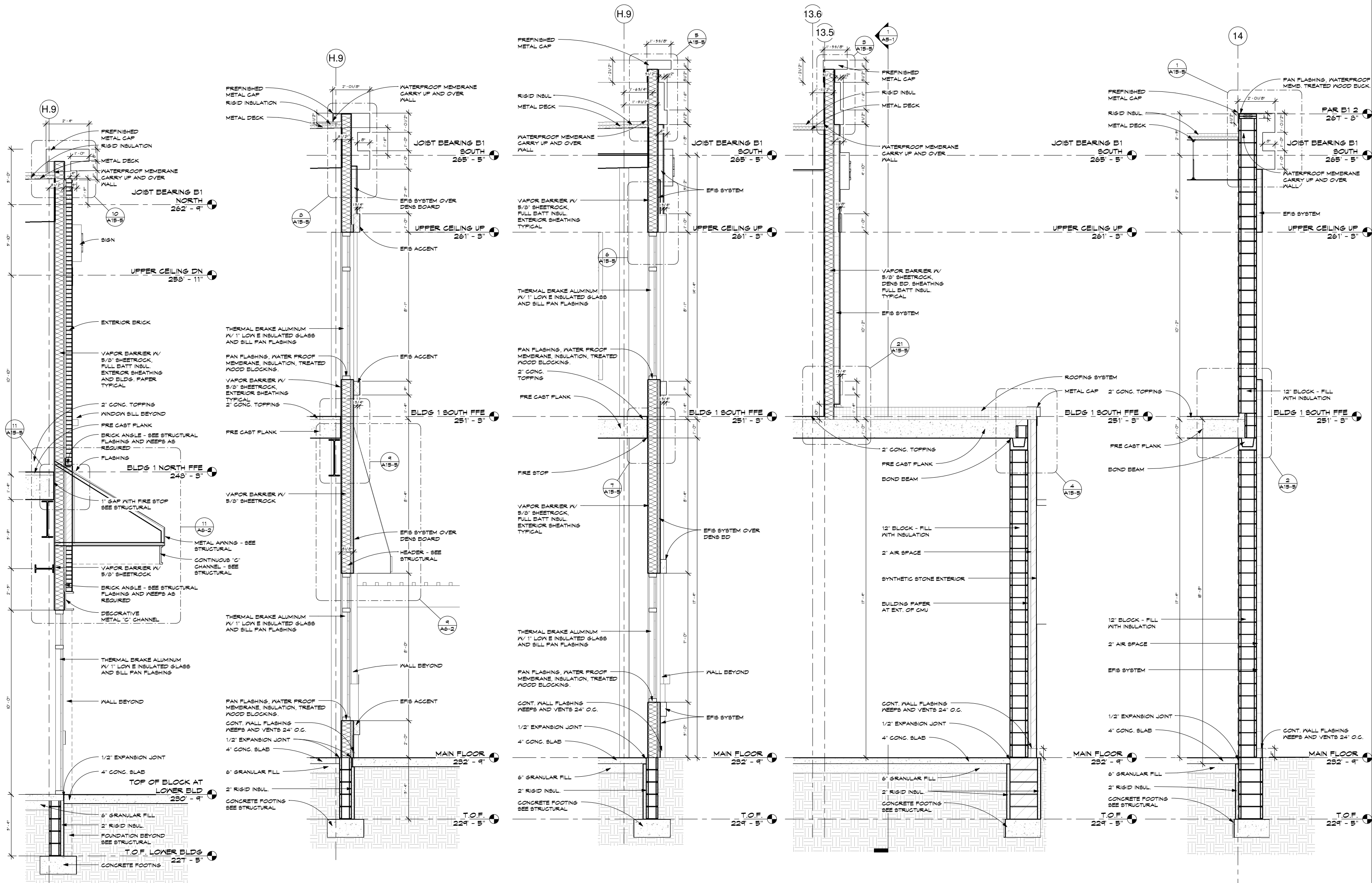
WALL SECTIONS

PROJECT NUMBER: 00-000

DRAWN BY: Author

CHECKED BY: Checker

A5-3



5 WALL DETAIL 5 BLDG1
A5-3 1/2" = 1'-0"

4 WALL DETAIL 4 BLDG1
A5-3 1/2" = 1'-0"

3 WALL DETAIL 3 BLDG1
A5-3 1/2" = 1'-0"

2 WALL DETAIL 2 BLDG1
A5-3 1/2" = 1'-0"

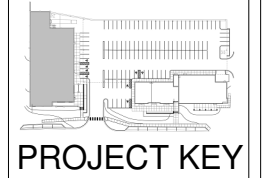
1 WALL DETAIL 1 BLDG1
A5-3 1/2" = 1'-0"

11/19/2008 9:57:39 AM

GRAND CENTRAL COMMONS

47th St. & Central Av N
Columbia Heights, MN.

DATE: _____
I HEREBY CERTIFY THAT THIS PLAN SPECIFICATION OR REPORT WAS PREPARED BY ME OR UNDER MY DIRECT SUPERVISION AND THAT I AM A REGISTERED ARCHITECT UNDER THE LAWS OF THE STATE OF MINNESOTA.
Peter Keely
PETER KEELY
REGISTRATION NO. 23570



PROJECT KEY

DATE: 6/04/08

REVISIONS:
PRINTED FOR PERMIT
7-18-08

CONSTRUCTION SET
8-27-08

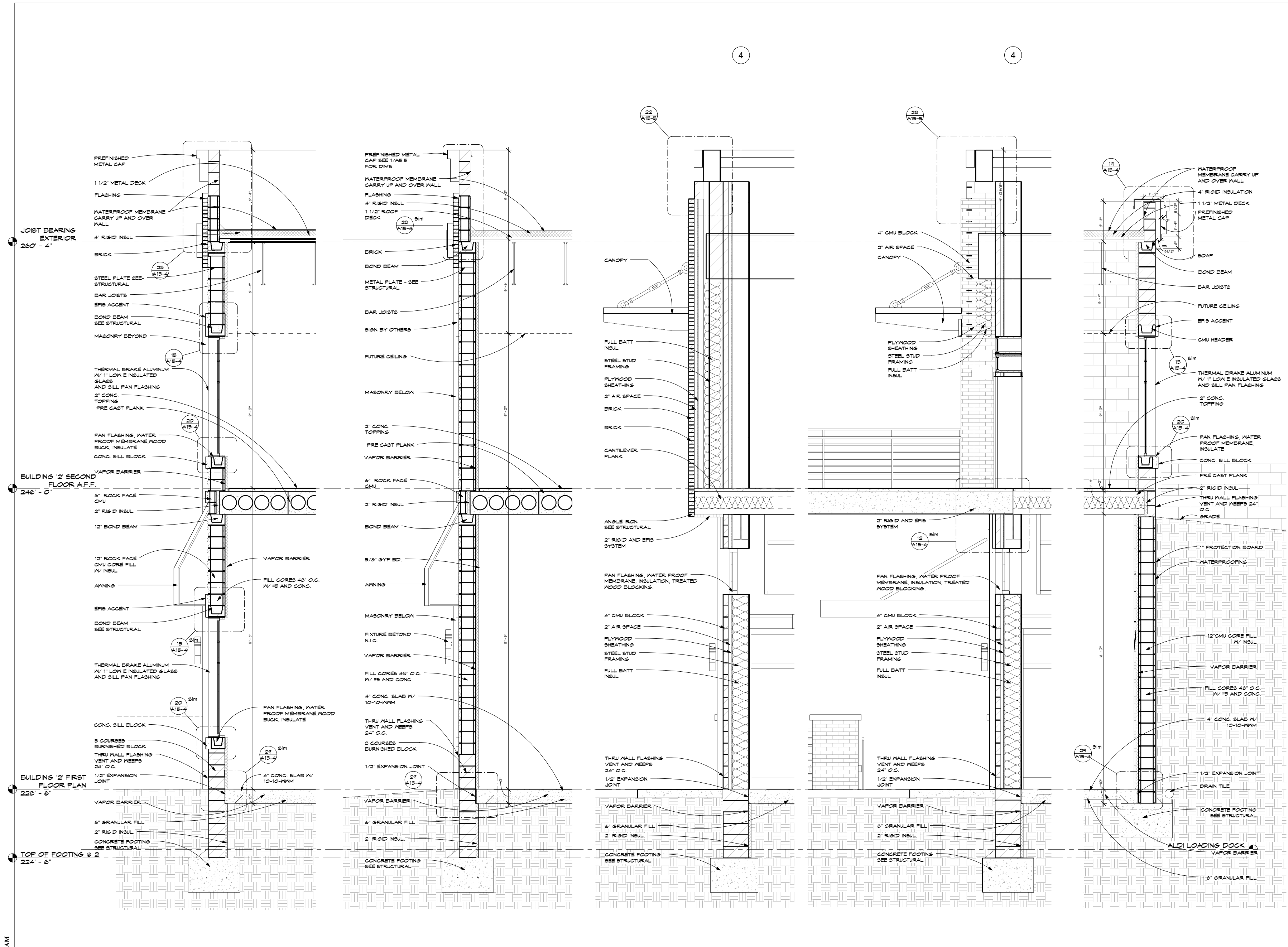
WALL SECTIONS

PROJECT NUMBER: 00-000

DRAWN BY: Author

CHECKED BY: Checker

A5-5



5 BUILDING 2 SECTION @ WINDOWS
A5-5 1/2" = 1'-0"

4 TYPICAL WALL SECTION BUILDING 2
A5-5 1/2" = 1'-0"

3 WALL SECTION AT BUILDING 2 WALKWAY COLUMN
A5-5 1/2" = 1'-0"

2 WALL SECTION AT BUILDING 2 WALKWAY
A5-5 1/2" = 1'-0"

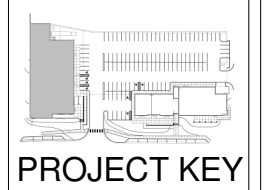
1 BUILDING 2 WALL SECTION @ NORTH
A5-5 1/2" = 1'-0"

11/19/2008 9:57:49 AM

GRAND CENTRAL COMMONS

47th St. & Central Av N
Columbia Heights, MN.

DATE: _____
I HEREBY CERTIFY THAT THIS PLAN SPECIFICATION OR REPORT WAS PREPARED BY ME OR UNDER MY DIRECT SUPERVISION AND THAT I AM A REGISTERED ARCHITECT UNDER THE LAWS OF THE STATE OF MINNESOTA.
Peter Keely
PETER KEELY
REGISTRATION NO. 23570



PROJECT KEY

DATE: 6/04/08

REVISIONS:
PRINTED FOR PERMIT
7-18-08

CONSTRUCTION SET
8-27-08

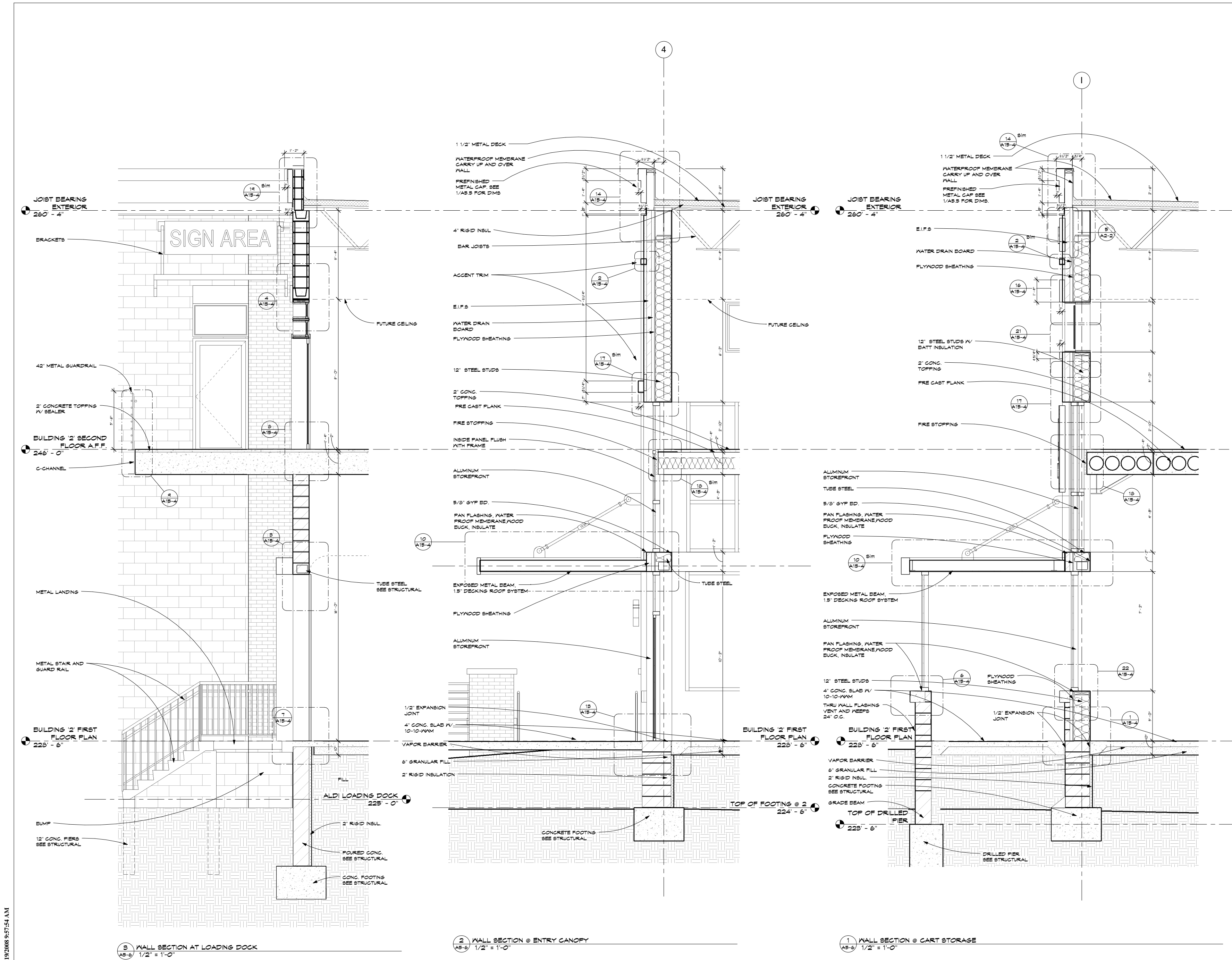
WALL SECTIONS

PROJECT NUMBER: 00-000

DRAWN BY: Author

CHECKED BY: Checker

A5-6



3 WALL SECTION @ LOADING DOCK
AS-6 1/2" = 1'-0"

2 WALL SECTION @ ENTRY CANOPY
AS-6 1/2" = 1'-0"

1 WALL SECTION @ CART STORAGE
AS-6 1/2" = 1'-0"

11/19/2008 9:57:54 AM



www.collage-uds.com

ASSOCIATES



GRAND CENTRAL COMMONS

47th St. & Central Av N
Columbia Heights, MN.

DATE: _____
I HEREBY CERTIFY THAT THIS SPECIFICATION OR REPORT WAS PREPARED BY ME OR UNDER MY DIRECT SUPERVISION AND THAT I AM A REGISTERED ARCHITECT UNDER THE LAWS OF THE STATE OF MINNESOTA.
Peter Keely
PETER KEELY
REGISTRATION NO: 23579

DATE: 6/04/08

REVISIONS:

CONSTRUCTION SET
8-27-08

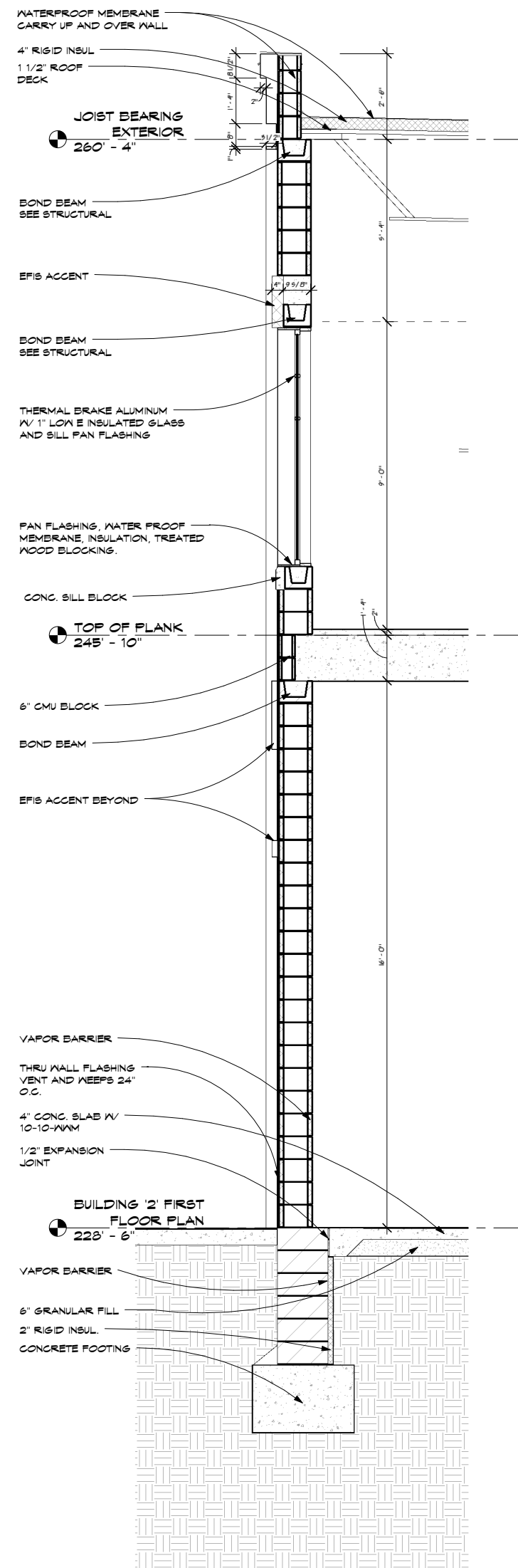
WALL SECTIONS

PROJECT NUMBER: 00-000

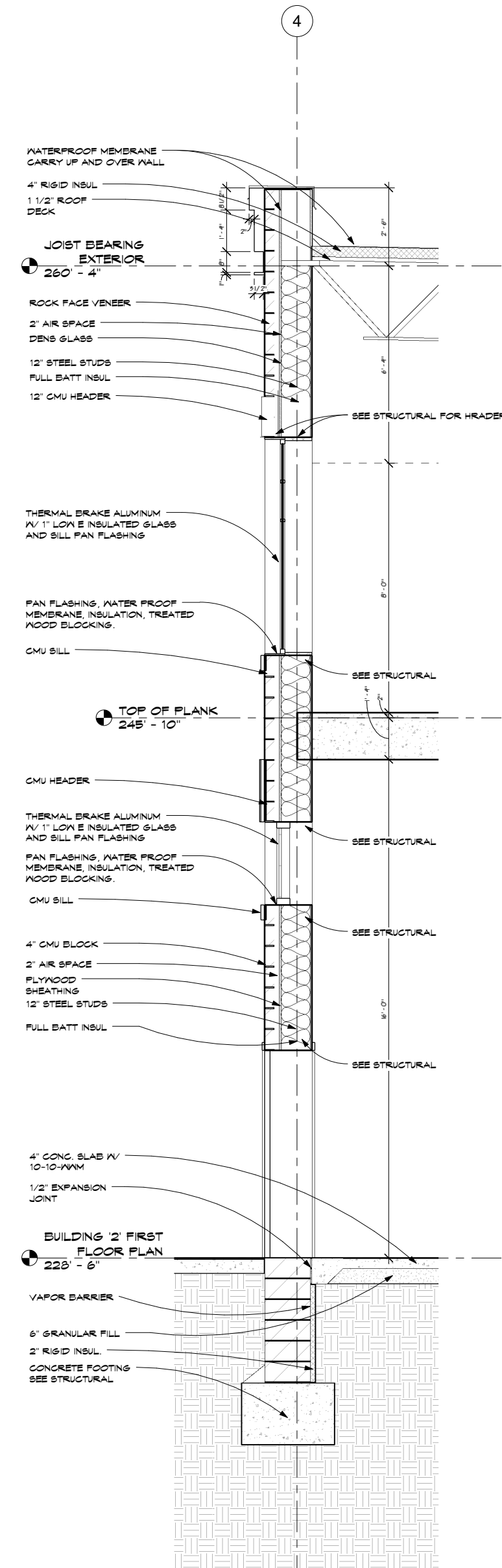
DRAWN BY: Author

CHECKED BY: Checker

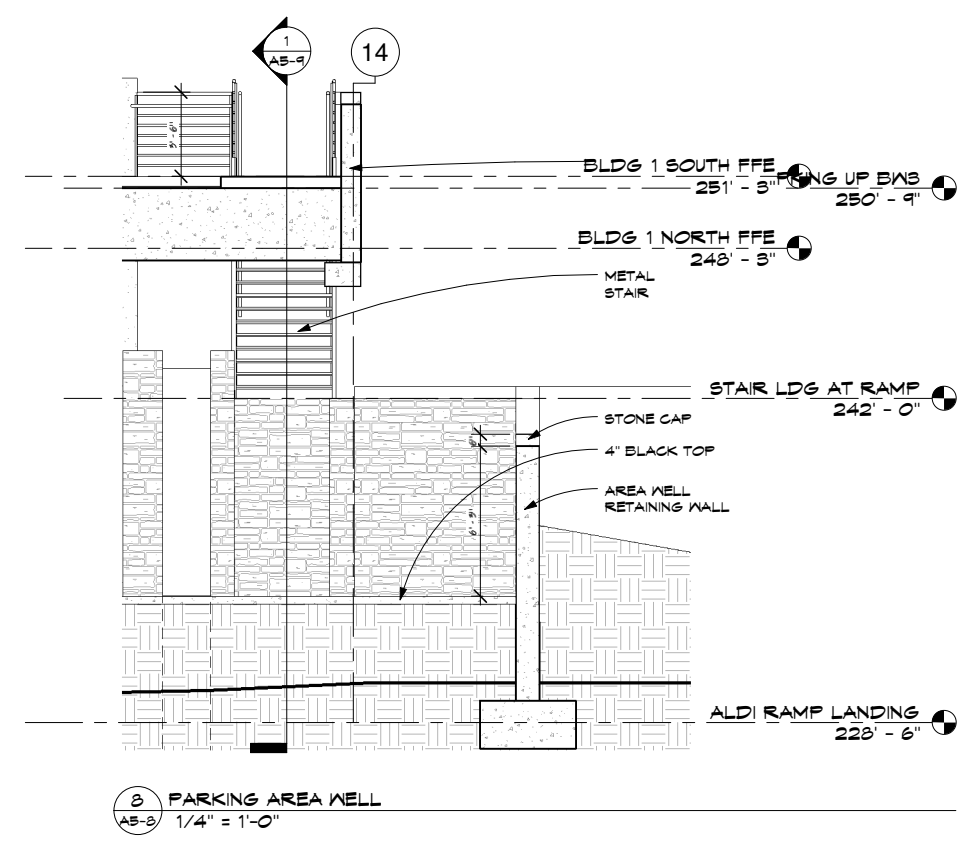
A5-7



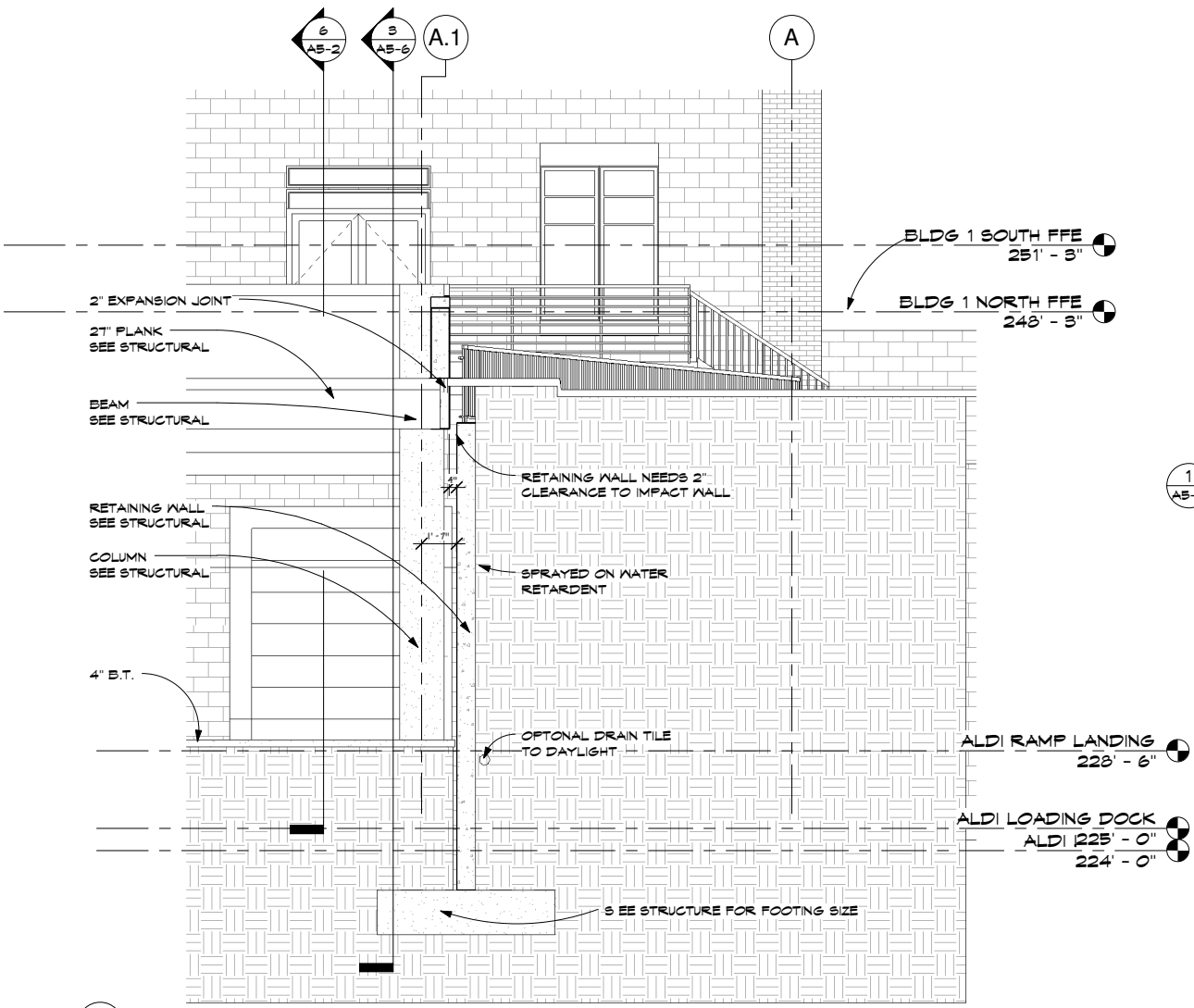
2 BUILDING 2 SECTION AT SOUTH WALL 2
A5-7 1/2" = 1'-0"



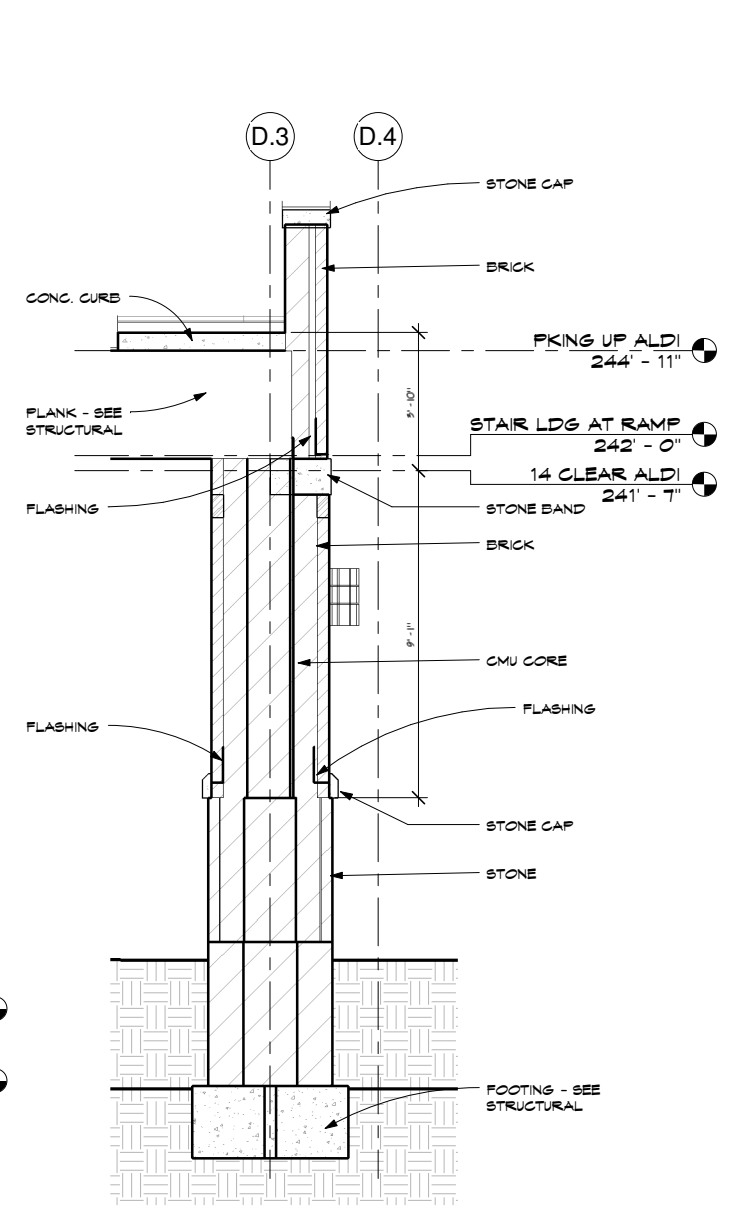
1 BUILDING 2 SECTION AT SOUTH WALL 1
A5-7 1/2" = 1'-0"



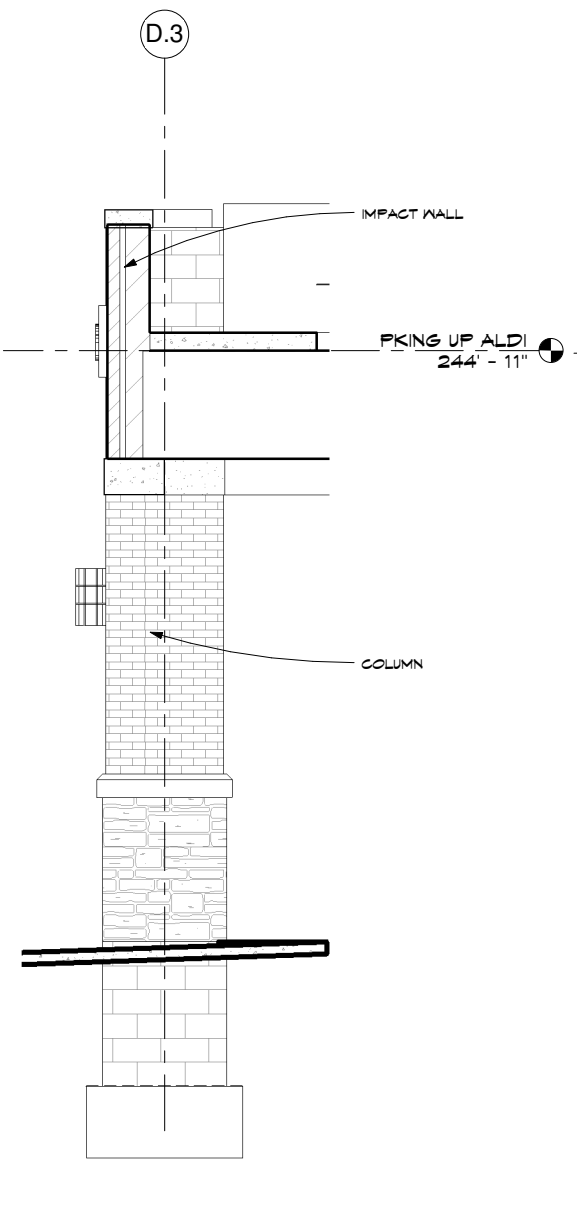
3 PARKING AREA WELL
AS-B 1/4" = 1'-0"



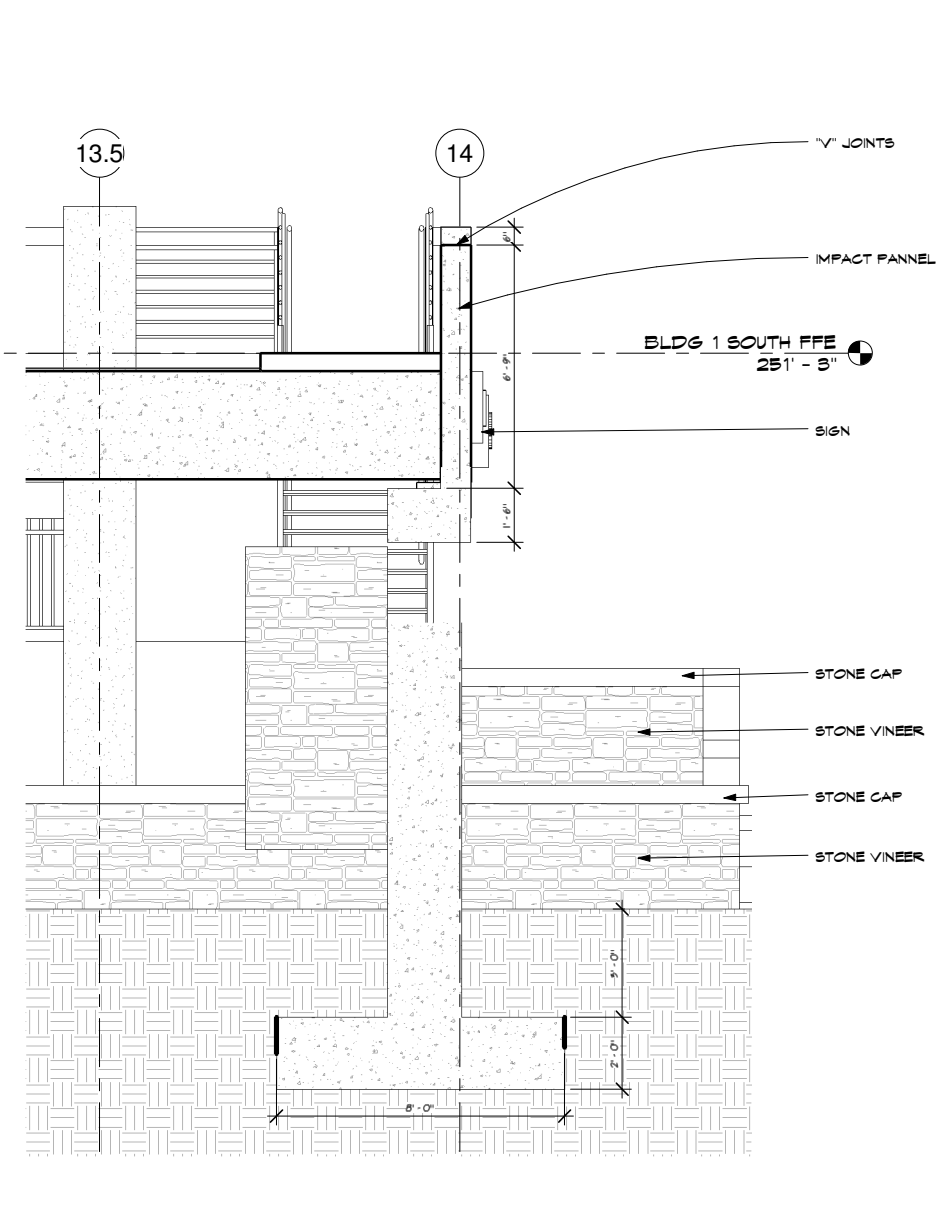
5 PARKING RAMP SECTION
AS-B 1/4" = 1'-0"



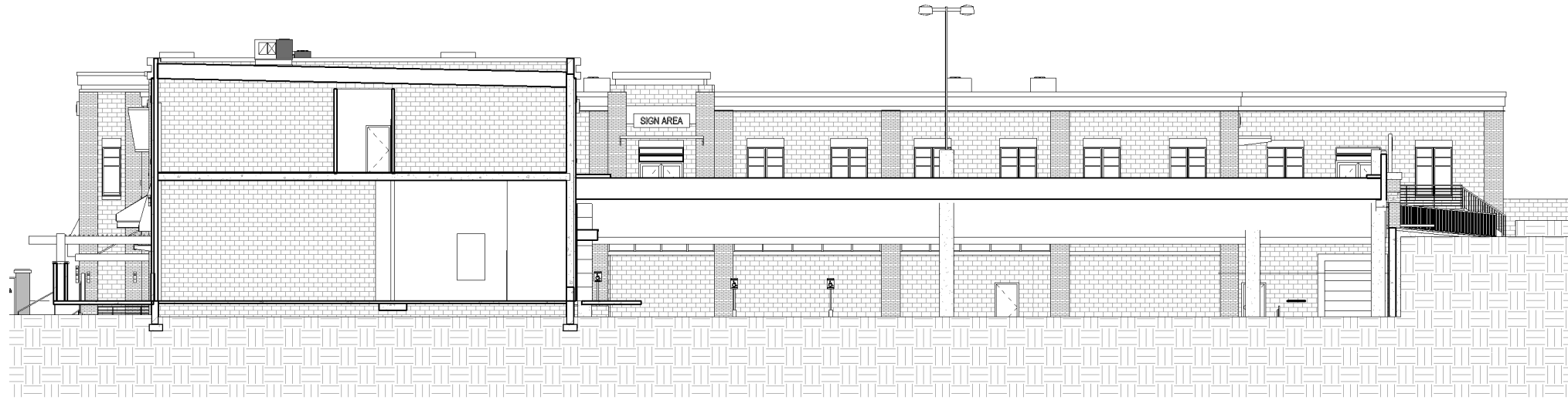
1 TYP PARKING PIER
AS-B 3/8" = 1'-0"



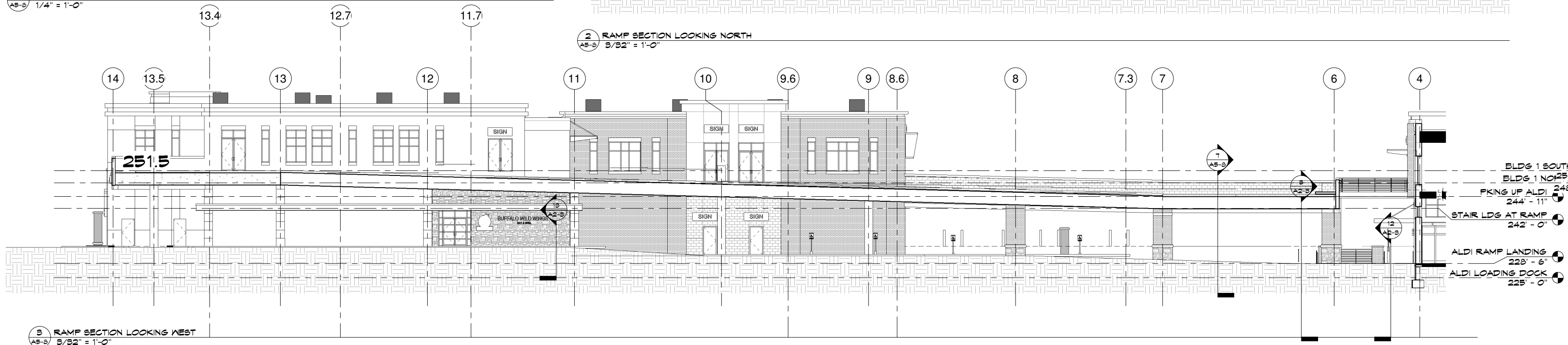
7 PARKING ENTRY WEST
AS-B 3/8" = 1'-0"



6 PARKING ENTRY SOUTH
AS-B 3/8" = 1'-0"



2 RAMP SECTION LOOKING NORTH
AS-B 3/32" = 1'-0"



3 RAMP SECTION LOOKING WEST
AS-B 3/32" = 1'-0"



www.collage-uds.com

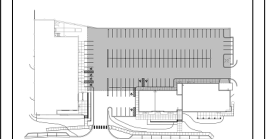
ASSOCIATES



GRAND CENTRAL COMMONS

47th St. & Central Av N
Columbia Heights, MN.

DATE: _____
I HEREBY CERTIFY THAT THIS PLAN SPECIFICATION OR REPORT WAS PREPARED BY ME OR UNDER MY DIRECT SUPERVISION AND THAT I AM A REGISTERED ARCHITECT UNDER THE LAWS OF THE STATE OF MINNESOTA.
Peter Keely
PETER KEELY
REGISTRATION NO: 23570



PROJECT KEY

DATE: 6/04/08
REVISIONS:
PRINTED FOR PERMIT
7-18-08
CONSTRUCTION SET
8-27-08

WALL SECTIONS

PROJECT NUMBER: 00-000
DRAWN BY: Author
CHECKED BY: Checker

A5-8

11/19/2008 9:56:06 AM



www.collage-uds.com

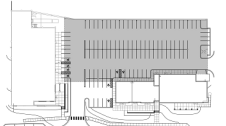
ASSOCIATES



GRAND CENTRAL COMMONS

47th St. & Central Av N
Columbia Heights, MN.

DATE: _____
I HEREBY CERTIFY THAT THIS PLAN SPECIFICATION OR REPORT WAS PREPARED BY ME OR UNDER MY DIRECT SUPERVISION AND THAT I AM A REGISTERED ARCHITECT UNDER THE LAWS OF THE STATE OF MINNESOTA.
Peter Keely
PETER KEELY
REGISTRATION NO: 23570



PROJECT KEY

DATE: 6/04/08

REVISIONS:
PRINTED FOR PERMIT
7-18-08

CONSTRUCTION SET
8-27-08

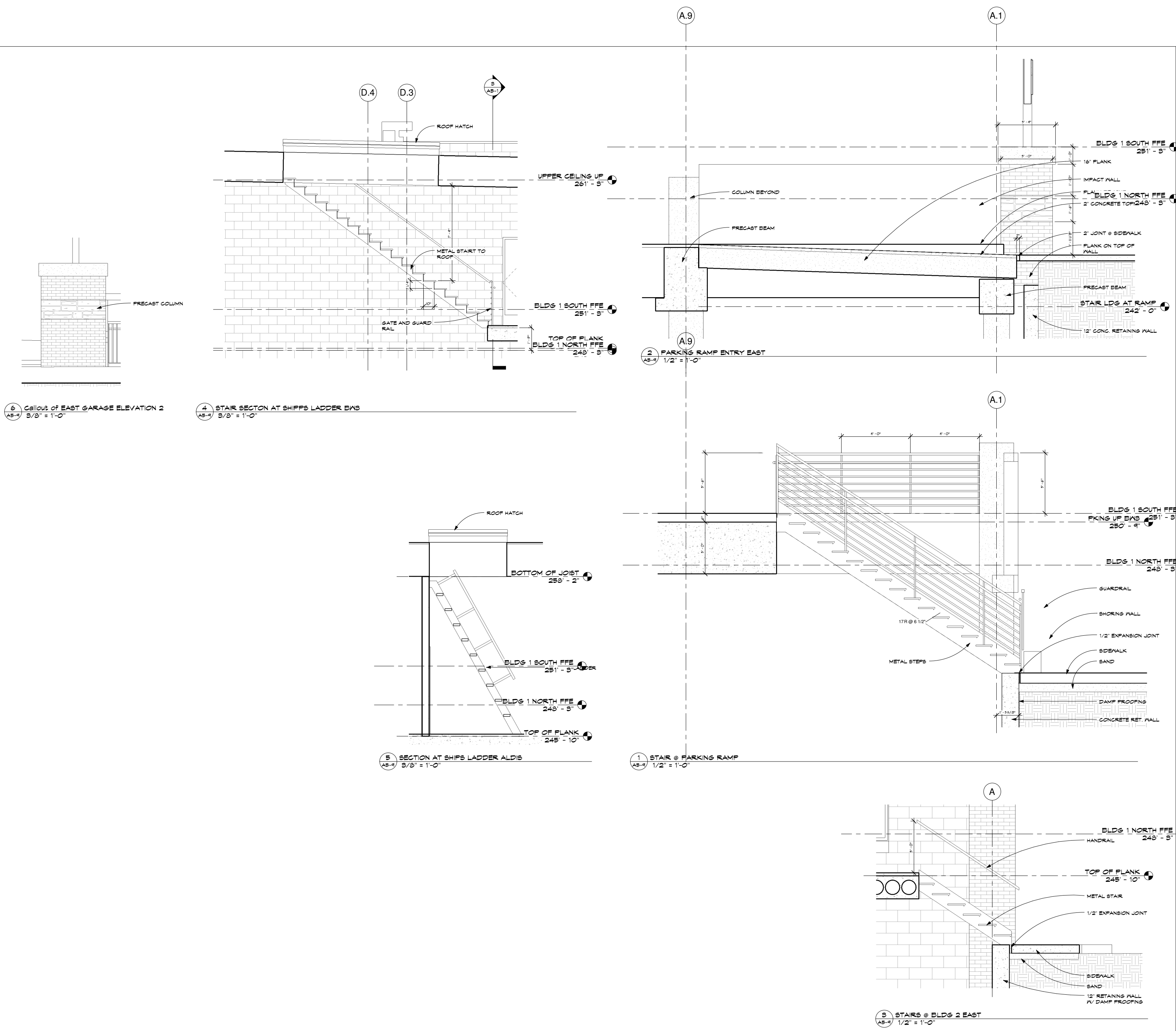
SITE DETAILS

PROJECT NUMBER: 00-000

DRAWN BY: Author

CHECKED BY: Checker

A5-9





www.collage-uds.com

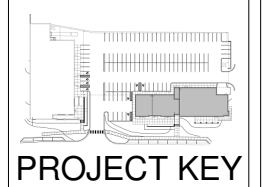
ASSOCIATES



GRAND CENTRAL COMMONS

47th St. & Central Av N
Columbia Heights, MN.

DATE: 6/04/08
I HEREBY CERTIFY THAT THIS PLAN SPECIFICATION OR REPORT WAS PREPARED BY ME OR UNDER MY DIRECT SUPERVISION AND THAT I AM A REGISTERED ARCHITECT UNDER THE LAWS OF THE STATE OF MINNESOTA.
PETER KEELY
REGISTRATION NO. 23570



PROJECT KEY

DATE: 6/04/08

REVISIONS:
PRINTED FOR PERMIT
7-18-08
SIGNAGE PERMIT
7-18-08
CONSTRUCTION SET
8-27-08

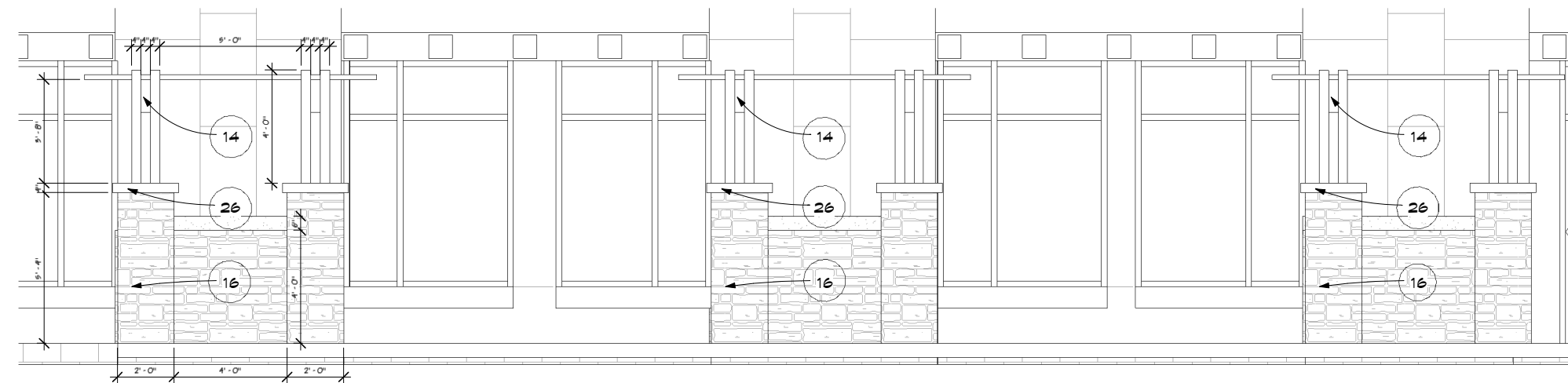
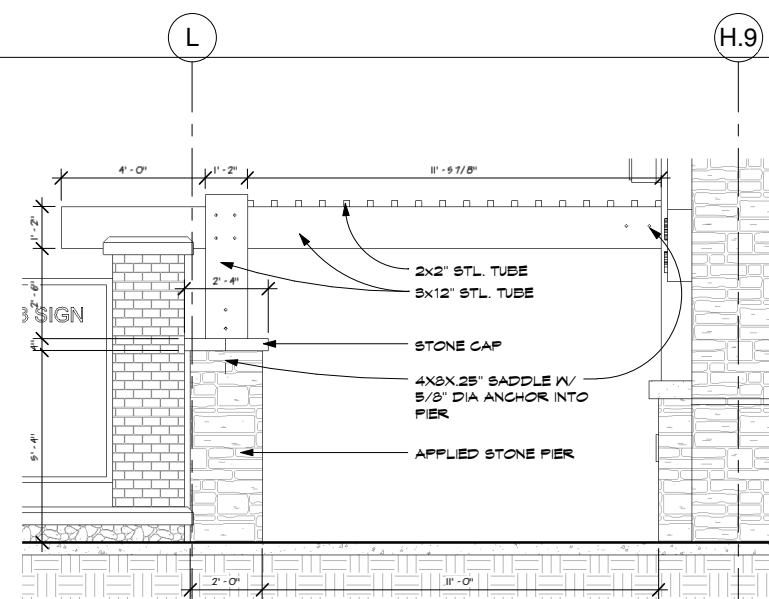
EXTERIOR ELEVATIONS BLDG1

PROJECT NUMBER: 00-000

DRAWN BY: Author

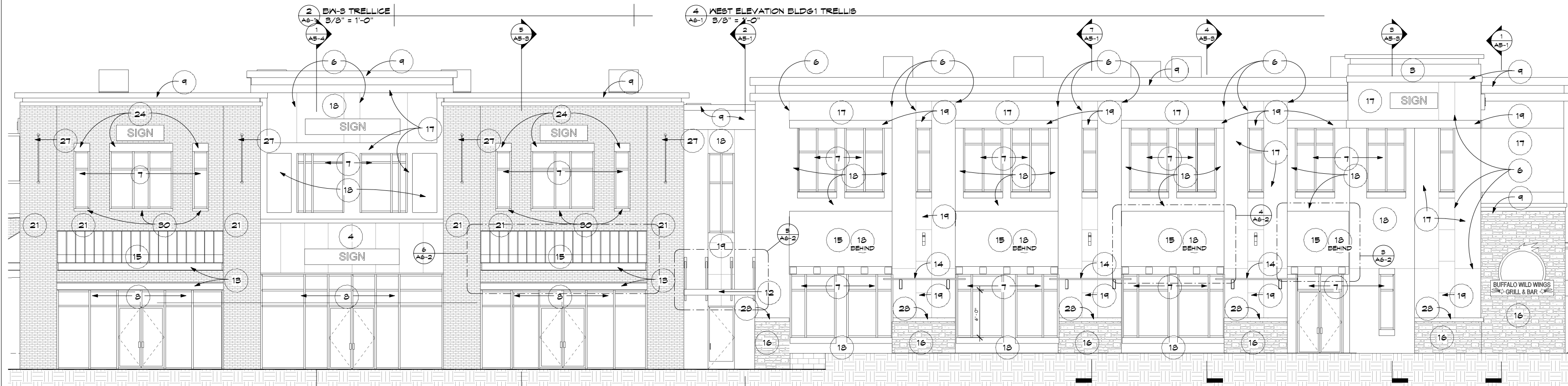
CHECKED BY: Checker

A6-1

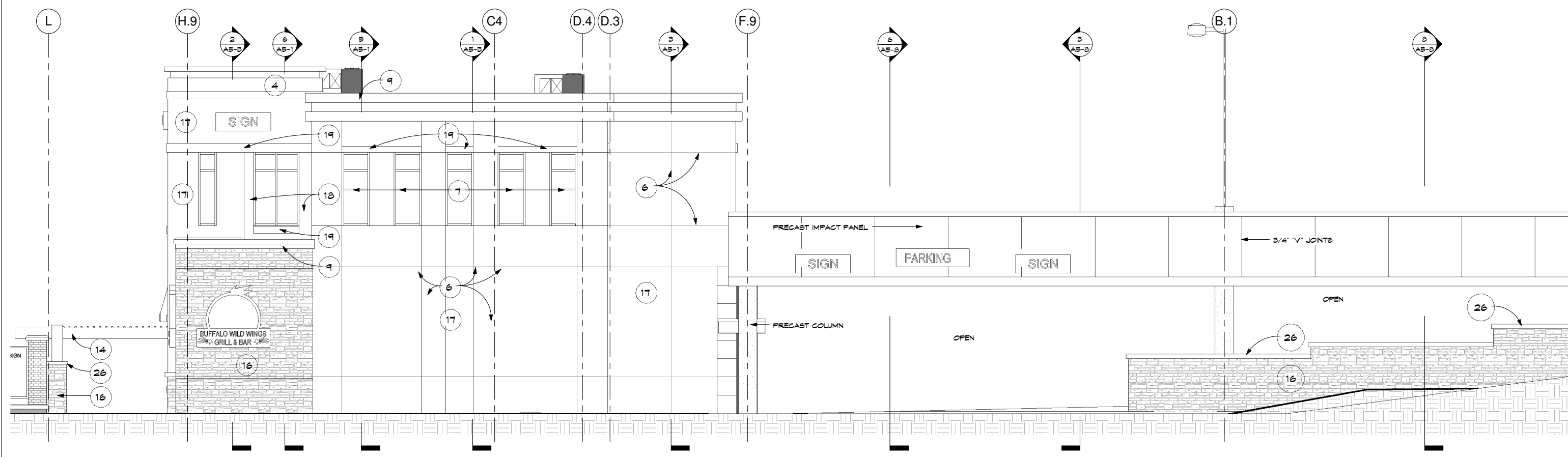


2) BK-S TRELLIS
A6-11 5/8" = 1'-0"

4) WEST ELEVATION BLDG1 TRELLIS
A6-1 5/8" = 1'-0"



1) WEST ELEVATION BLDG1
A6-11 5/16" = 1'-0"



3) SOUTH ELEVATION BLDG1
A6-11 5/16" = 1'-0"

- KEY NOTES
- 1 ROCK FACED CMU #1
 - 2 ROCK FACED CMU #2
 - 3 PRE-FINISHED METAL PANEL #1
 - 4 PRE-FINISHED METAL PANEL #2
 - 5 ROCK FACED CMU HEADER #1
 - 6 CONTROL JOINT
 - 7 ALUMINUM WINDOW
 - 8 ALUMINUM STORE FRONT
 - 9 PRE-FINISHED METAL CORNICE
 - 10 PRE-FINISHED METAL RAILING
 - 11 BURNISHED CMU BILL BLOCK #2
 - 12 METAL CANOPY
 - 13 STEEL CHANNEL
 - 14 METAL TRELLIS
 - 15 AWNING AND FRAME
 - 16 SYNTHETIC STONE
 - 17 E.F.S. #1
 - 18 E.F.S. #2
 - 19 E.F.S. #3
 - 20 E.F.S. #4
 - 21 BRICK #1
 - 22 BRICK #2
 - 23 E.F.S. #5
 - 24 BURNISHED CMU HEADER #1
 - 25 BURNISHED CMU HEADER #2
 - 26 CAST STONE CAP
 - 27 PENNANT POLES
 - 28 SYNTHETIC STONE BILL
 - 29 BURNISHED BLOCK
 - 30 STONE BILL
 - 31 24' GRADE BEAM
 - 32 24' X 24' DRILLED PIERS
 - 33 GLASS (SPANDREL)

11/19/2008 9:56:23 AM



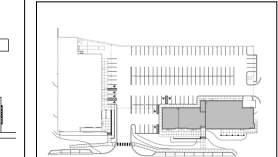
www.collage-uds.com

ASSOCIATES



GRAND CENTRAL COMMONS
47th St. & Central Av N
Columbia Heights, MN.

DATE: 6/04/08
I HEREBY CERTIFY THAT THIS PLAN SPECIFICATION OR REPORT WAS PREPARED BY ME OR UNDER MY DIRECT SUPERVISION AND THAT I AM A REGISTERED ARCHITECT UNDER THE LAWS OF THE STATE OF MINNESOTA.
PETER KEELY
REGISTRATION NO. 23570



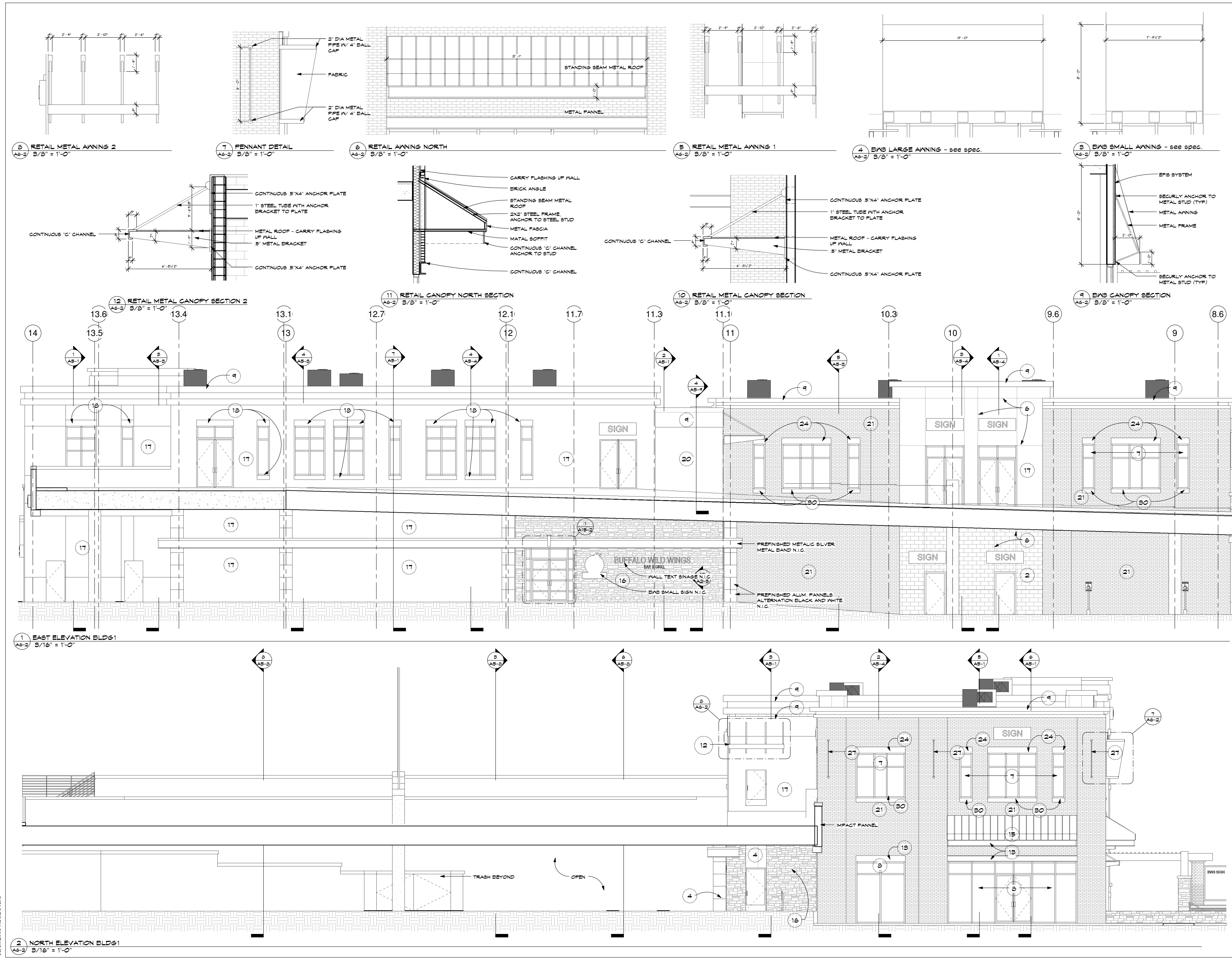
PROJECT KEY

DATE: 6/04/08
REVISIONS:
PRINTED FOR PERMIT
7-18-08
SIGNAGE PERMIT
7-18-08
CONSTRUCTION SET
8-27-08

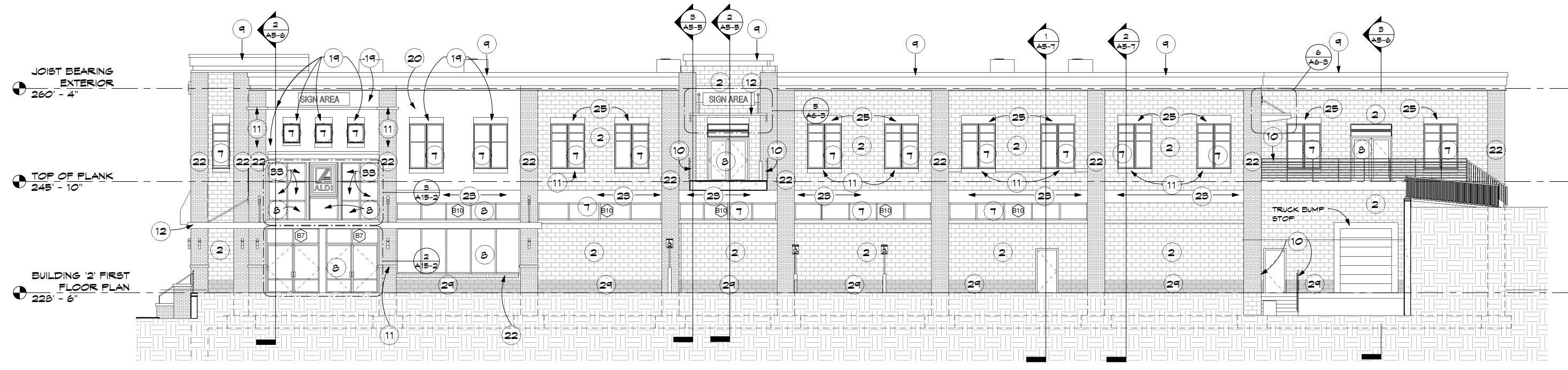
EXTERIOR ELEVATIONS
BLDG1

PROJECT NUMBER: 00-000
DRAWN BY: Author
CHECKED BY: Checker

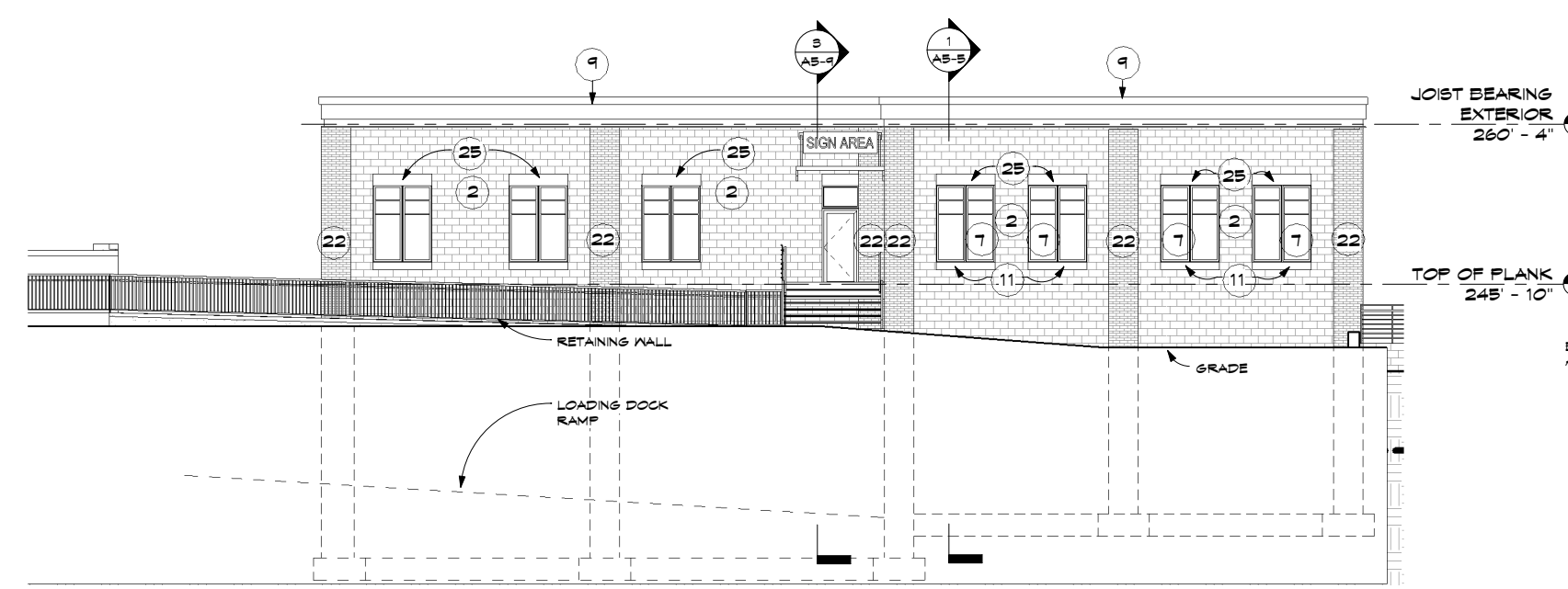
A6-2



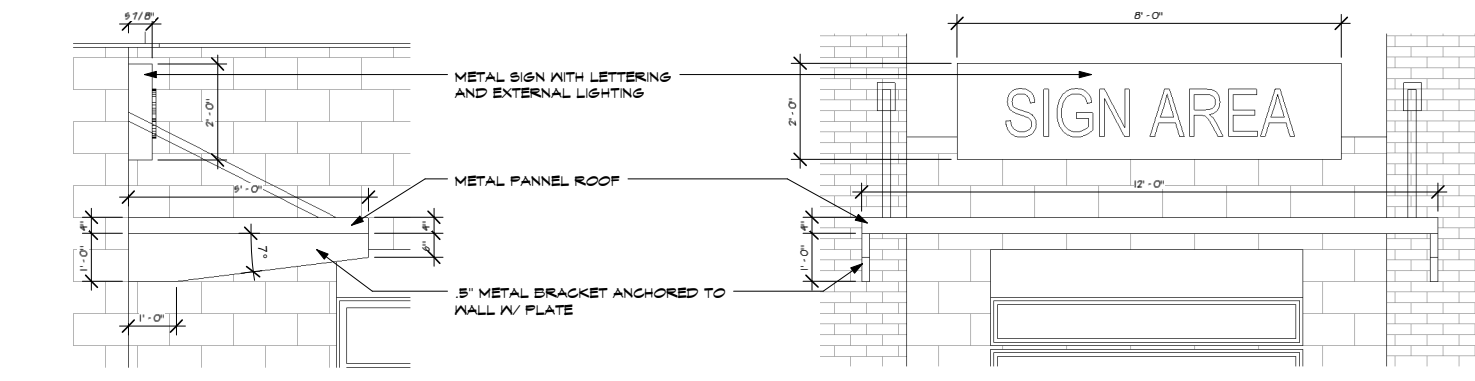
11/19/2008 9:58:31 AM



3 BUILDING 2 SOUTH ELEVATION
A6-3 1/8" = 1'-0"

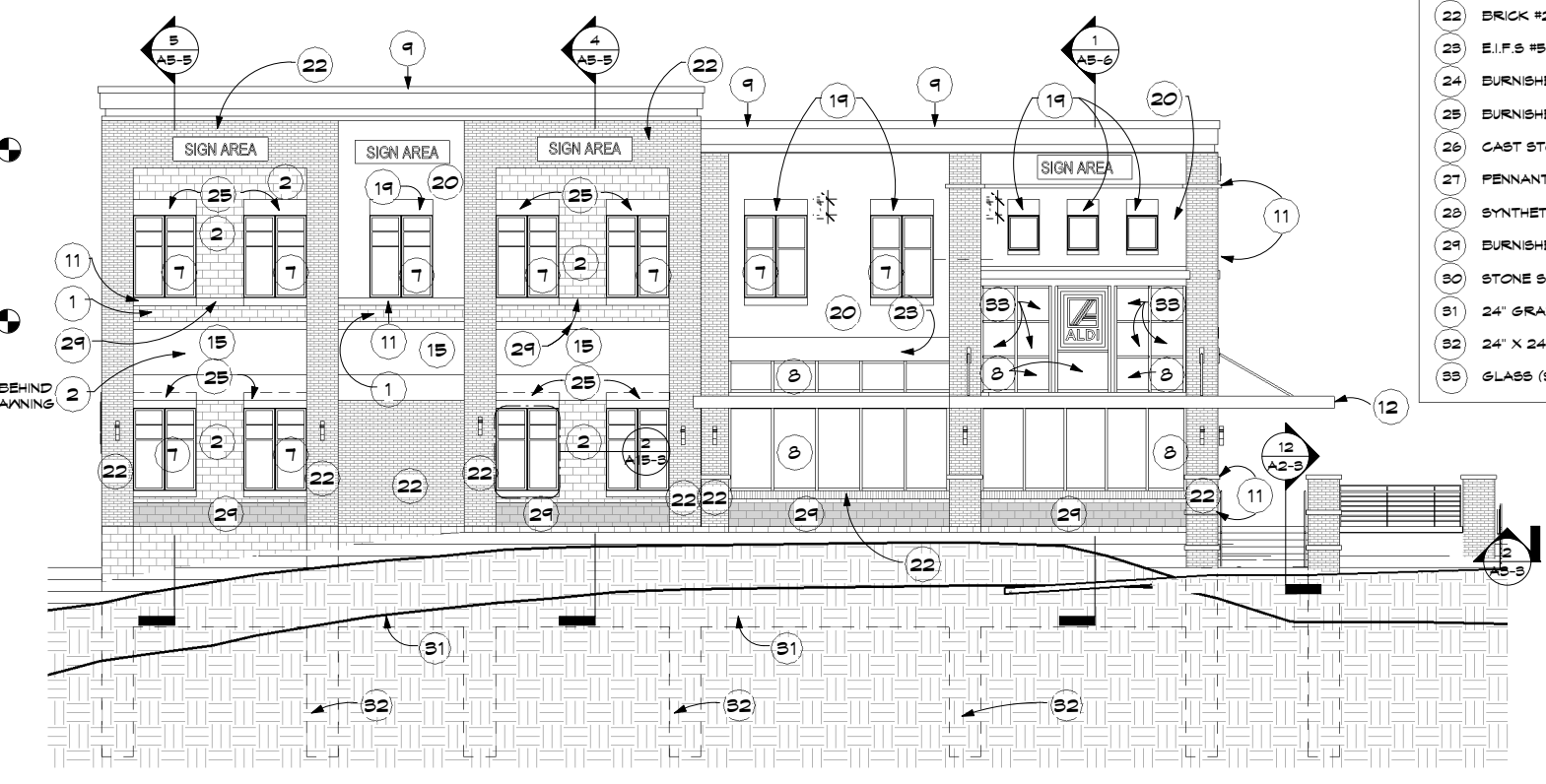


2 BUILDING 2 EAST ELEVATION
A6-3 1/8" = 1'-0"

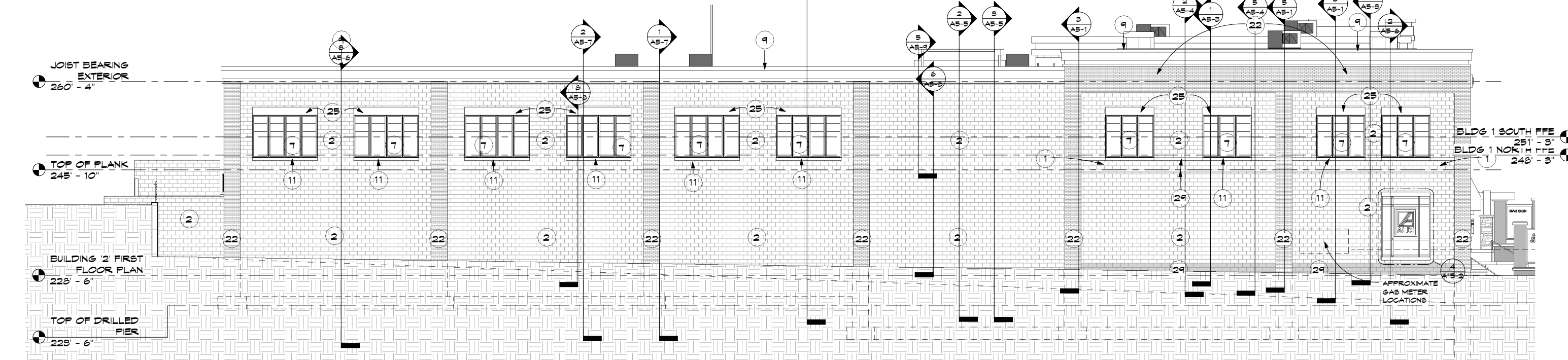


6 BUILDING 2 ENTRY CANOPY SECTION
A6-3 1/2" = 1'-0"

5 BUILDING 2 ENTRY CANOPIES
A6-3 1/2" = 1'-0"



1 BUILDING 2 WEST ELEVATION
A6-3 1/8" = 1'-0"



4 BUILDING 2 NORTH ELEVATION
A6-3 1/8" = 1'-0"

- KEY NOTES**
- 1 ROCK FACED CMU #1
 - 2 ROCK FACED CMU #2
 - 3 PRE-FINISHED METAL PANEL #1
 - 4 PRE-FINISHED METAL PANEL #2
 - 5 ROCK FACED CMU HEADER #1
 - 6 CONTROL JOINT
 - 7 ALUMINUM WINDOW
 - 8 ALUMINUM STORE FRONT
 - 9 PRE-FINISHED METAL CORNICE
 - 10 PRE-FINISHED METAL RAILING
 - 11 BURNISHED CMU SILL BLOCK #2
 - 12 METAL CANOPY
 - 13 STEEL CHANNEL
 - 14 METAL TRELLIS
 - 15 AVINGSAND FRAME
 - 16 SYNTHETIC STONE
 - 17 E.F.S. #1
 - 18 E.F.S. #2
 - 19 E.F.S. #3
 - 20 E.F.S. #4
 - 21 BRICK #1
 - 22 BRICK #2
 - 23 E.F.S. #5
 - 24 BURNISHED CMU HEADER #1
 - 25 BURNISHED CMU HEADER #2
 - 26 CAST STONE CAP
 - 27 PENNANT POLES
 - 28 SYNTHETIC STONE SILL
 - 29 BURNISHED BLOCK
 - 30 STONE SILL
 - 31 24' GRADE BEAM
 - 32 24" X 24" DRILLED PIERS
 - 33 GLASS (SPANDREL)



www.collage-uds.com

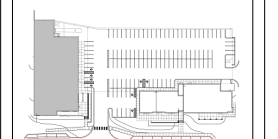
ASSOCIATES



GRAND CENTRAL COMMONS

47th St. & Central Av N
Columbia Heights, MN.

DATE: _____
I HEREBY CERTIFY THAT THIS PLAN SPECIFICATION OR REPORT WAS PREPARED BY ME OR UNDER MY DIRECT SUPERVISION AND THAT I AM A REGISTERED ARCHITECT UNDER THE LAWS OF THE STATE OF MINNESOTA.
PETER KEELY
REGISTRATION NO. 23579



PROJECT KEY

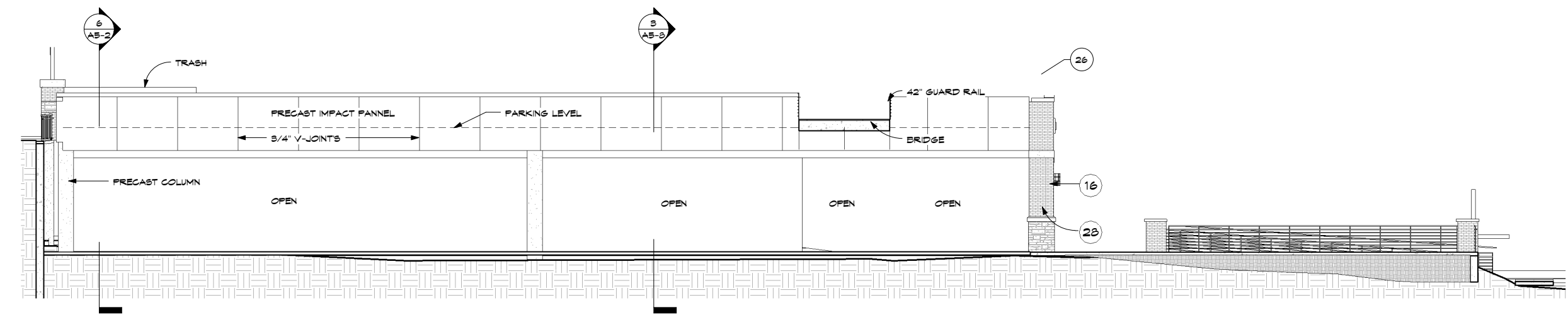
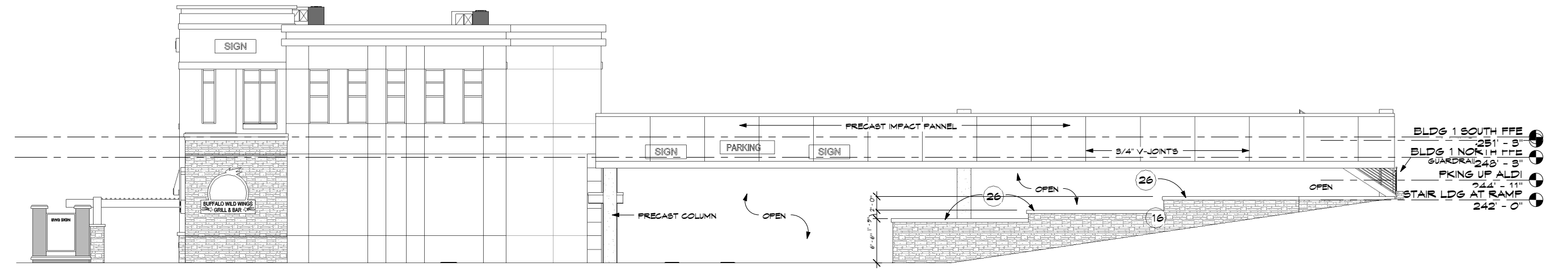
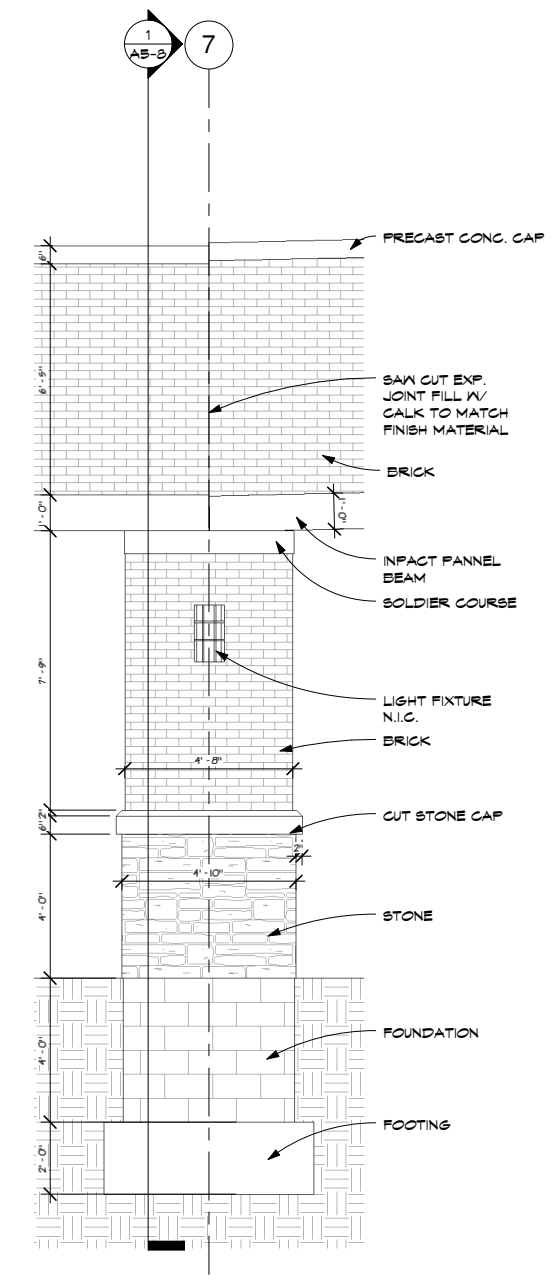
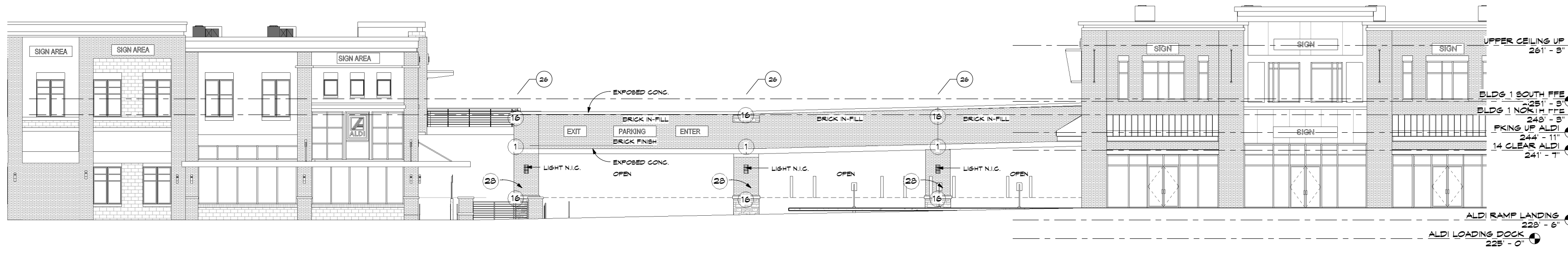
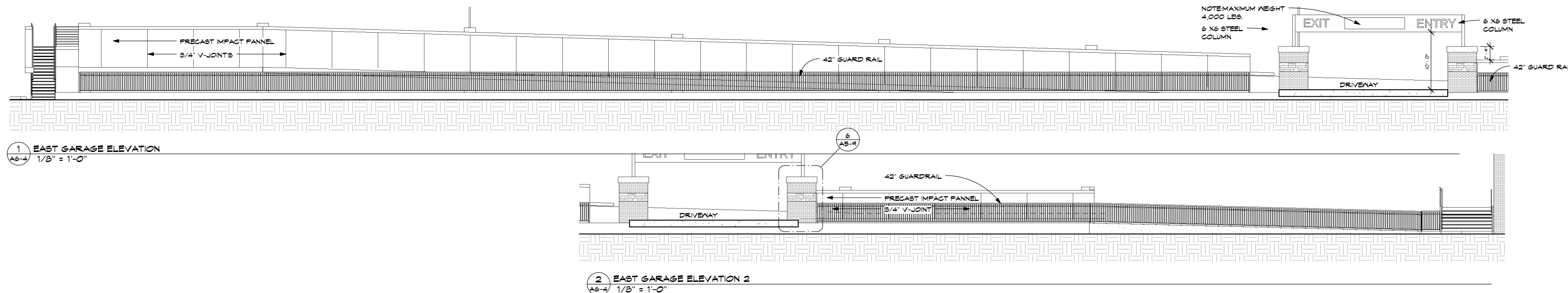
DATE: 6/04/08

REVISIONS:
PRINTED FOR PERMIT 7-18-08
SIGNAGE PERMIT 7-18-08
CONSTRUCTION SET 8-27-08

EXTERIOR ELEVATIONS BUILDING 2

PROJECT NUMBER: 00-000
DRAWN BY: Author
CHECKED BY: Checker

A6-3



www.collage-uds.com

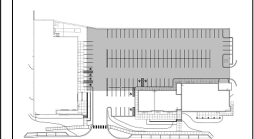
ASSOCIATES



GRAND CENTRAL COMMONS

47th St. & Central Av N
Columbia Heights, MN.

DATE: 6/04/08
I HEREBY CERTIFY THAT THIS PLAN SPECIFICATION OR REPORT WAS PREPARED BY ME OR UNDER MY DIRECT SUPERVISION AND THAT I AM A REGISTERED ARCHITECT UNDER THE LAWS OF THE STATE OF MINNESOTA.
PETER KEELY
REGISTRATION NO. 23579



PROJECT KEY

DATE: 6/04/08
REVISIONS:
PRINTED FOR PERMIT 7-18-08
SIGNAGE PERMIT 7-18-08
CONSTRUCTION SET 8-27-08

EXTERIOR ELEVATION

PROJECT NUMBER: 00-000
DRAWN BY: Author
CHECKED BY: Checker

A6-4

11/19/2008 9:59:06 AM

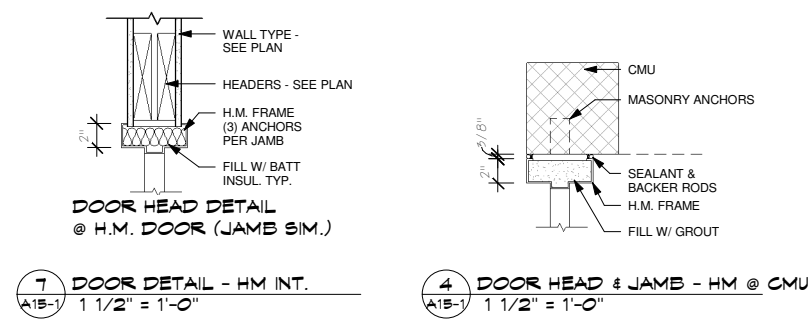
Door Schedule TYPICAL UNIT												
Room Name	Mark	Width	Height	Thickness	Mat.	Fin.	Frame Type	Frame Mat.	Frame Fin.	Fire Rating	HD/VE Group	Comments
	2NNN	6'-0"	6'-8"	0'-1 1/2"								
Grand total: 1												

Door Schedule BASEMENT												
Room Name	Mark	Width	Height	Thickness	Type/Mat.	Fin.	Frame Type	Frame Mat.	Frame Fin.	Fire Rating	HD/VE Group	Comments
	2NNN	6'-0"	6'-8"	0'-1 1/2"			F-2					

Door Schedule FIRST FLOOR												
Mark	Width	Height	Thickness	Type/Mat.	Fin.	Frame Type	Frame Mat.	Frame Fin.	Fire Rating	HD/VE Group	Comments	
101	5'-4 1/2"	T - 8 1/4"				F-2						
102	5'-4 1/2"	T - 8 1/4"				F-2						
103	5'-4 1/2"	T - 10 3/4"				F-2						
104	5'-4 1/2"	T - 8 1/4"				F-2						
105	5'-4"	T - 0"				F-2						
106	5'-4"	T - 10 3/4"				F-2						
107	5'-0"	6'-8"	0'-2"			F-2			40 MINUTE			
108	5'-0"	6'-8"	0'-2"			F-2			40 MINUTE			
109	5'-4 1/2"	6'-8 1/4"				F-2						
110	5'-4"	T - 0"				F-2						
111	5'-0"	6'-8"	0'-2"			F-2			40 MINUTE			
112	5'-0"	6'-8"	0'-2"			F-2			40 MINUTE			
113	6'-0"	T - 0"				F-1						
114	5'-0"	6'-8"	0'-2"			F-1			40 MINUTE			
115	5'-0"	6'-8"	0'-2"			F-1			40 MINUTE			
116	5'-0"	6'-8"	0'-2"			F-1			40 MINUTE			
117	5'-0"	6'-8"	0'-2"			F-1			40 MINUTE			
180	5'-1 1/2"	T - 6 3/4"				F-2						
181	5'-1 1/2"	T - 6 3/4"				F-2						
182	5'-3 1/4"	T - 0"				F-2						
183	5'-0"	T - 0"				F-2						
184	5'-0"	6'-8"	0'-2"			F-2			40 MINUTE			
185	5'-0"	6'-8"	0'-2"			F-2			40 MINUTE			
186	5'-0"	10'-0"	0'-1 1/2"			F-2					OVERHEAD	
187	4'-0"	T - 0"				F-1			40 MINUTE			

Door Schedule SECOND FLOOR												
Mark	Width	Height	Thickness	Type/Mat.	Fin.	Frame Type	Frame Mat.	Frame Fin.	Fire Rating	HD/VE Group	Comments	
201	5'-11"	T - 10 3/4"				F-3						
202	5'-11"	8'-0"				F-3						
203	5'-4"	T - 0"				F-2						
204	6'-0"	8'-0"				F-2						
205	6'-0"	T - 11 1/4"				F-3						
206	5'-0"	6'-8"	0'-2"			F-1			40 MINUTE			
207	5'-0"	6'-8"	0'-2"			F-1			40 MINUTE			
208	5'-0"	6'-8"	0'-2"			F-1			40 MINUTE			
209	5'-0"	6'-8"	0'-2"			F-1			40 MINUTE			
210	5'-0"	6'-8"	0'-2"			F-1			40 MINUTE			
211	12'-0"	6'-0"	0'-2"			F-1						
280.1	6'-0"	T - 0"				F-2						
281	6'-0"	T - 0"										
281.1	6'-0"	T - 0"										
282	6'-0"	T - 0"				F-2						
282.1	6'-0"	6'-8"	0'-1 1/2"									
283	6'-0"	T - 0"										
283.1	5'-0"	6'-8"	0'-2"						40 MINUTE			
284	5'-0"	6'-8"	0'-2"						40 MINUTE			
285	5'-0"	6'-8"	0'-2"						40 MINUTE			
286	5'-0"	6'-8"	0'-2"						40 MINUTE			
287	5'-0"	6'-8"	0'-2"						40 MINUTE			
288	5'-0"	6'-8"	0'-2"			F-2						
289	5'-0"	6'-8"	0'-2"									
290	12'-0"	6'-0"	0'-2"									

Door Schedule STAIRS												
Room Name	Mark	Width	Height	Thickness	Type/Mat.	Fin.	Frame Type	Frame Mat.	Frame Fin.	Fire Rating	HD/VE Group	Comments



KEY

CL = CHAIN LINK
 HM = HOLLOW METAL
 IM = INSULATED METAL
 OH = OVERHEAD
 PAD = TACO PANEL WOOD SOLID CORE
 PADH = TACO PANEL WOOD HOLLOW CORE
 F1 = FLUSH
 FHM = FLUSH HOLLOW METAL
 FMD = FLUSH WOOD (SOLID CORE)
 FMDH = FLUSH WOOD (HOLLOW CORE)
 F1 = PAINT
 BT = STAIN
 GLND = GLAZED WOOD



ASSOCIATES



GRAND CENTRAL COMMONS

47th St. & Central Av N
 Columbia Heights, MN.

DATE: _____

I HEREBY CERTIFY THAT THIS SPECIFICATION OR REPORT WAS PREPARED BY ME OR UNDER MY DIRECT SUPERVISION AND THAT I AM A REGISTERED ARCHITECT UNDER THE LAWS OF THE STATE OF MINNESOTA.

Peter Keely
 PETER KEELY
 REGISTRATION NO: 23579

DATE: 6/04/08

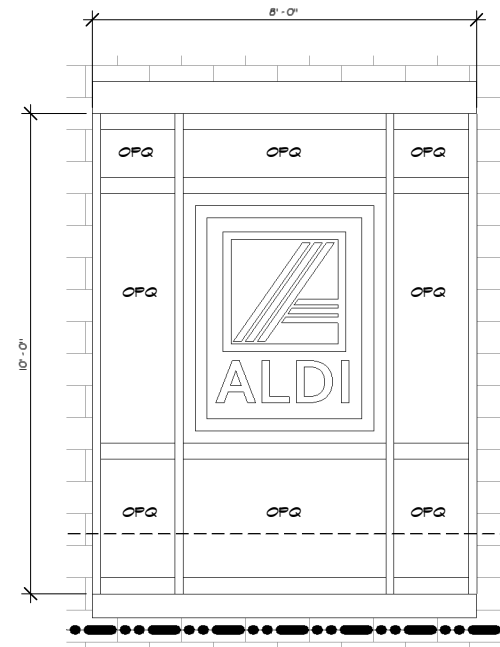
REVISIONS:
 PRINTED FOR PERMIT
 7-18-08

CONSTRUCTION SET
 8-27-08

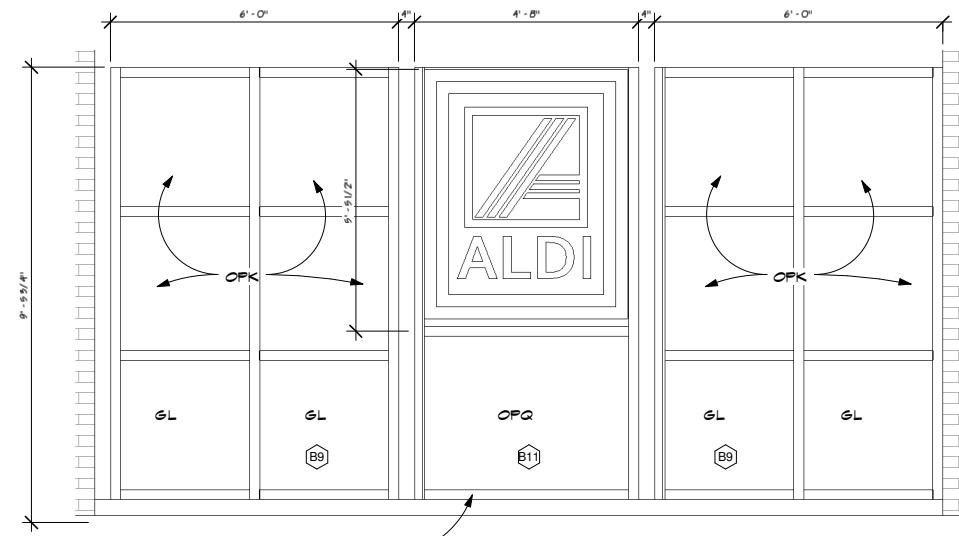
DOOR SCHEDULE

PROJECT NUMBER: 00-000
 DRAWN BY: Author
 CHECKED BY: Checker

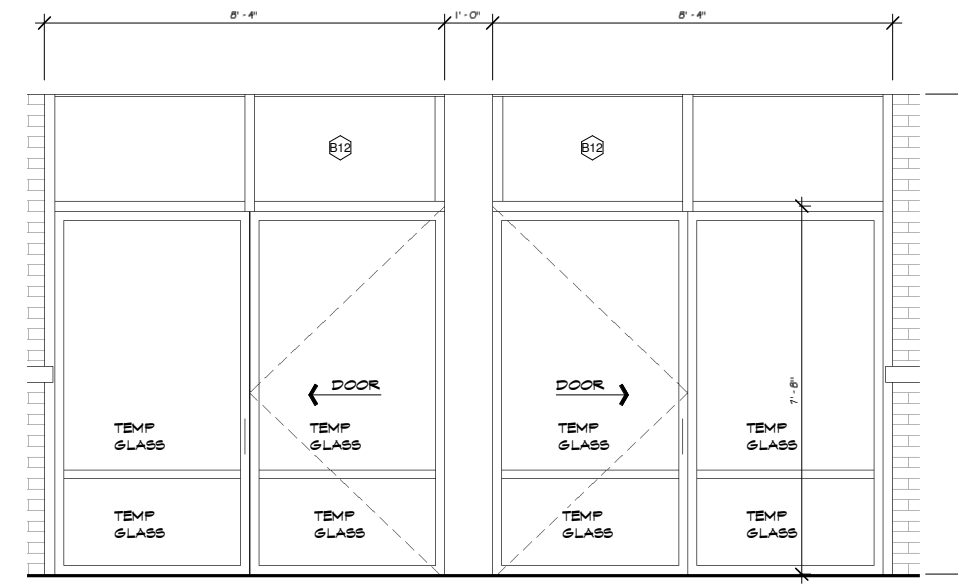
A15-1



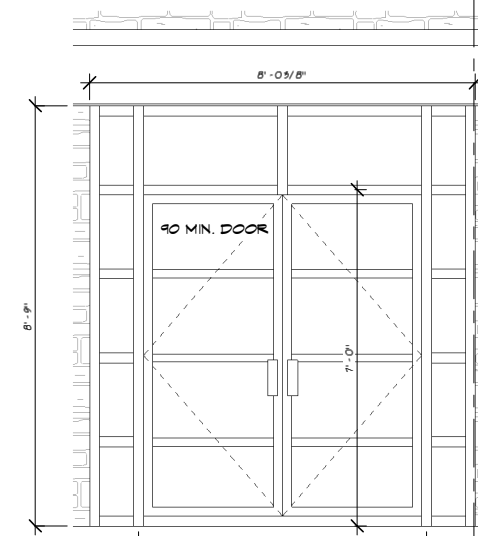
4 ALDI'S WINDOW SIGN B10
A15-2 1/2" = 1'-0"



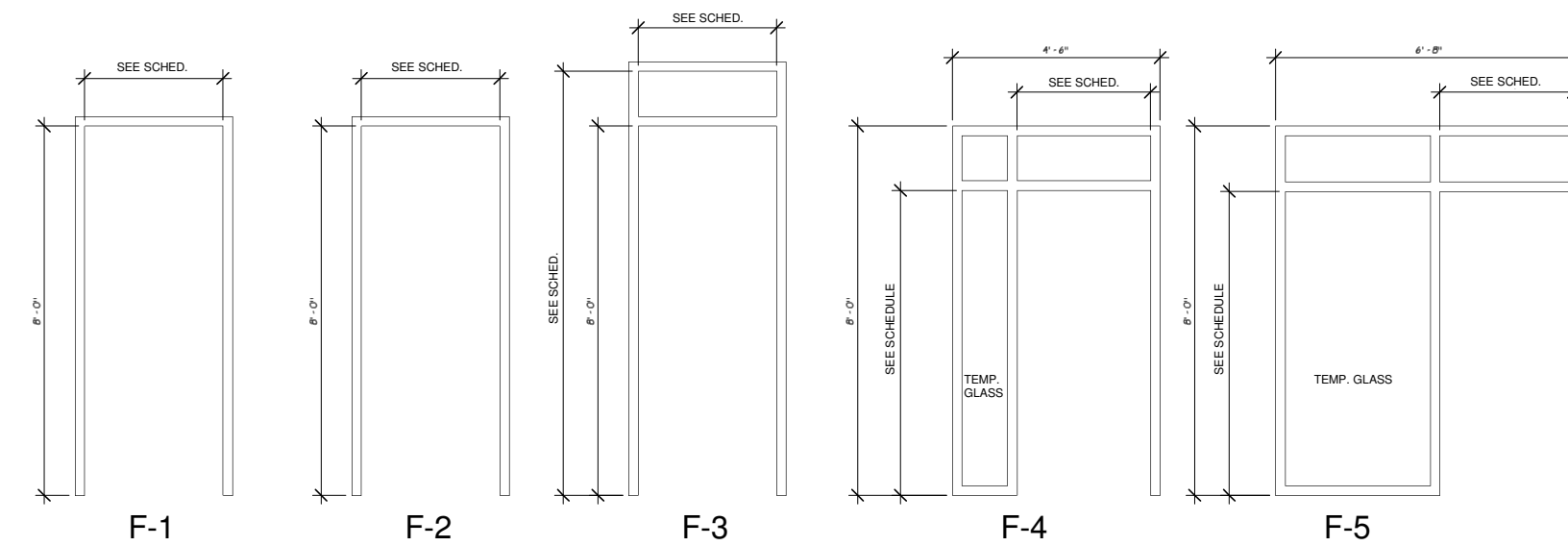
5 ALDI'S LARGE WINDOW SIGN B4 & B11
A15-2 1/2" = 1'-0"



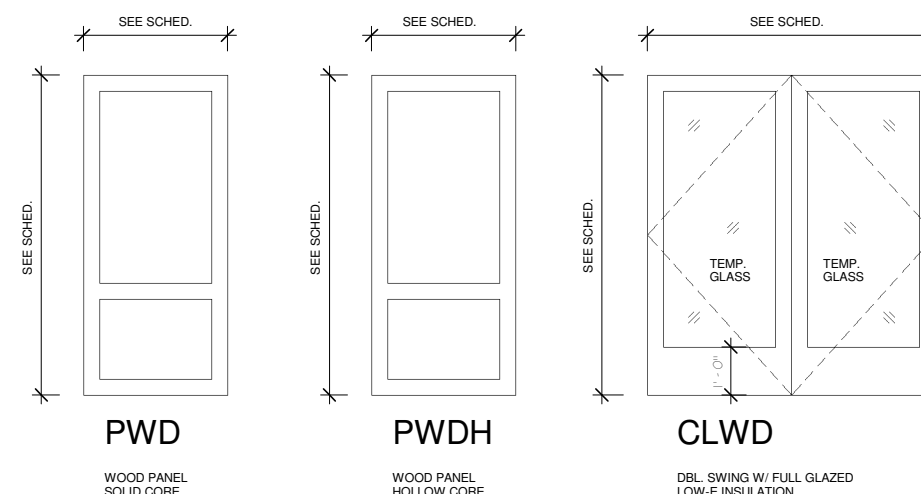
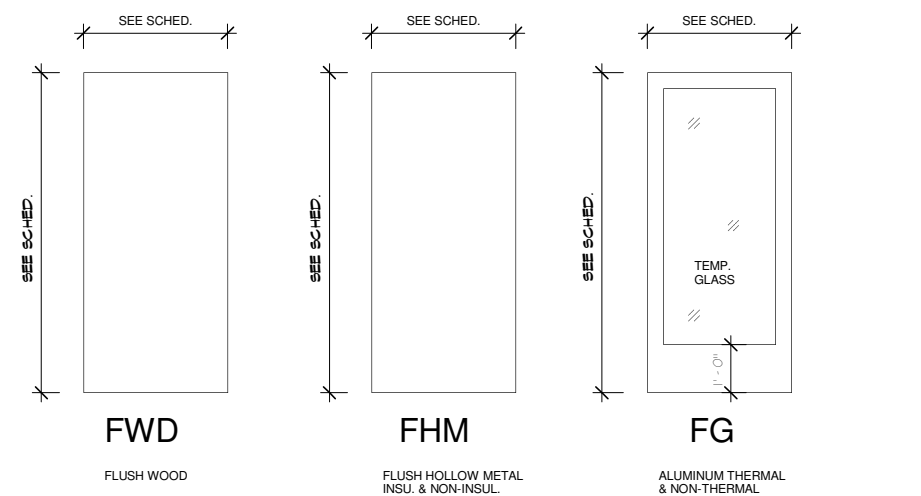
2 ALDI'S FRONT DOOR
A15-2 1/2" = 1'-0"




1 BAS ENTRY DOOR DETAIL
A15-2 1/2" = 1'-0"



2 DOOR FRAME TYPES
A15-2 1/2" = 1'-0"



1 DOOR ELEVATION KEY
A15-2 1/2" = 1'-0"



www.collage-uds.com

ASSOCIATES



GRAND CENTRAL COMMONS

47th St. & Central Av N
Columbia Heights, MN.

DATE: 6/04/08
I HEREBY CERTIFY THAT THIS PLAN SPECIFICATION OR REPORT WAS PREPARED BY ME OR UNDER MY DIRECT SUPERVISION AND THAT I AM A REGISTERED ARCHITECT UNDER THE LAWS OF THE STATE OF MINNESOTA.
PETER KEELY
REGISTRATION NO: 23579

DATE: 6/04/08

REVISIONS:
PRINTED FOR PERMIT
7-18-08

CONSTRUCTION SET
8-27-08

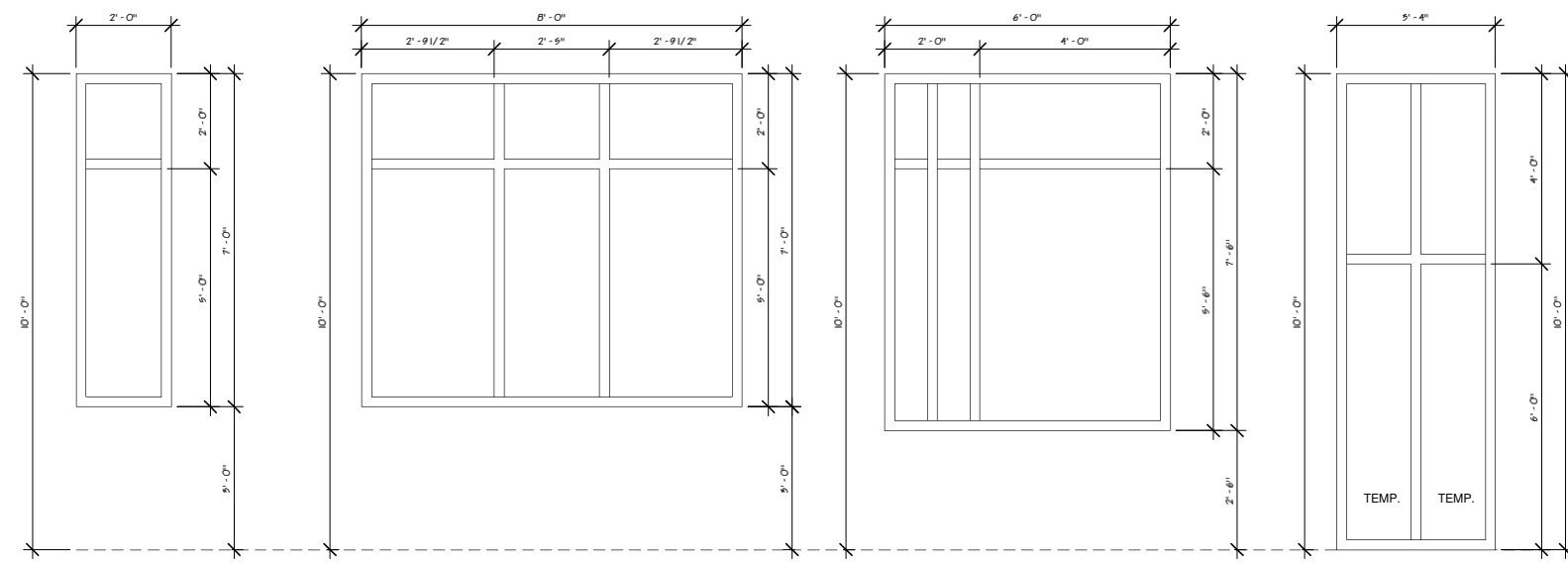
DOOR & WINDOW TYPES

PROJECT NUMBER: 00-000

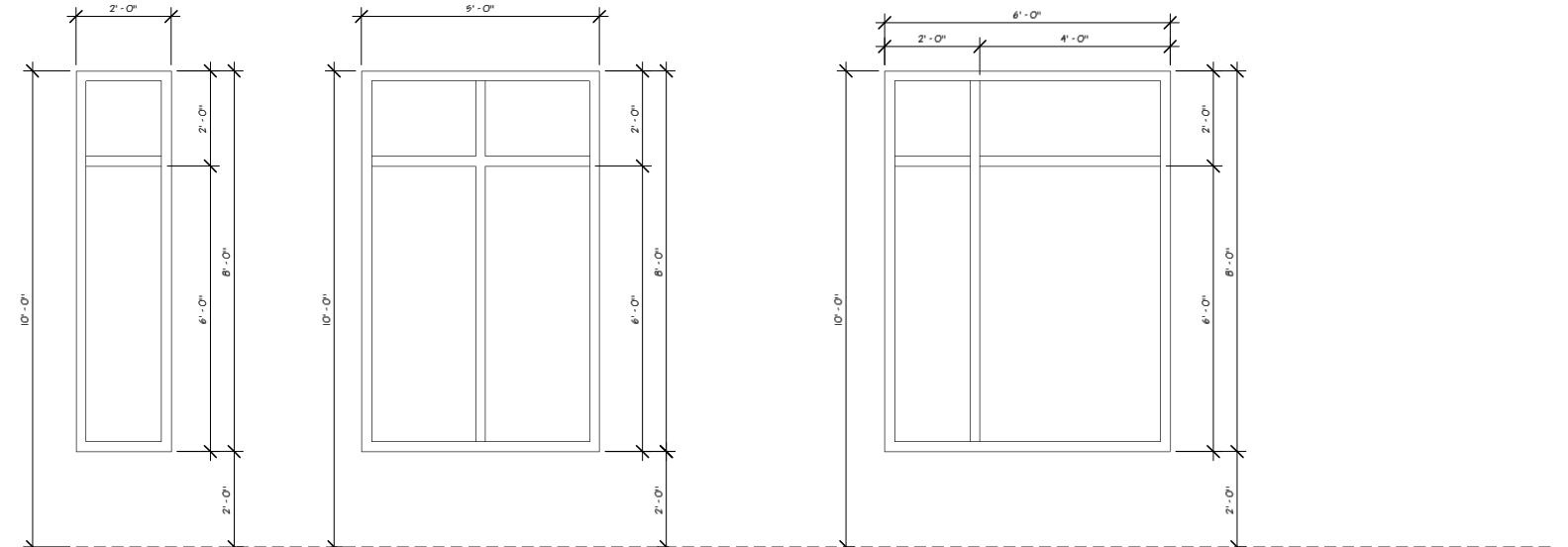
DRAWN BY: Author

CHECKED BY: Checker

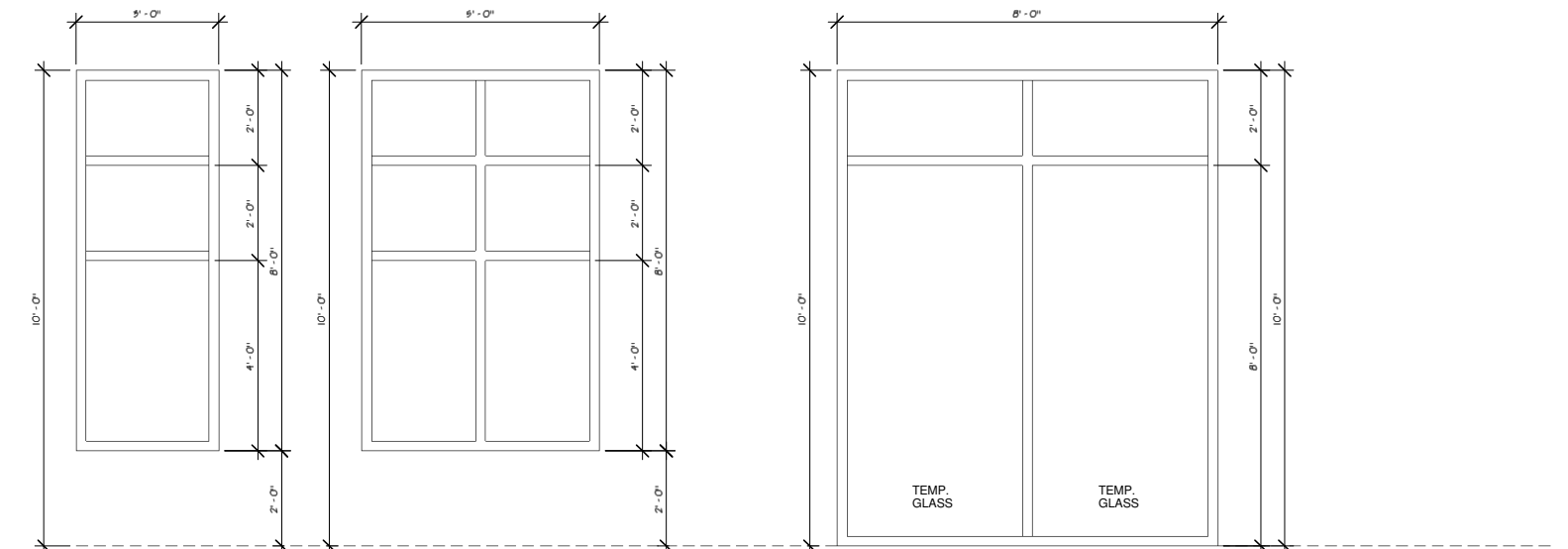
A15-2



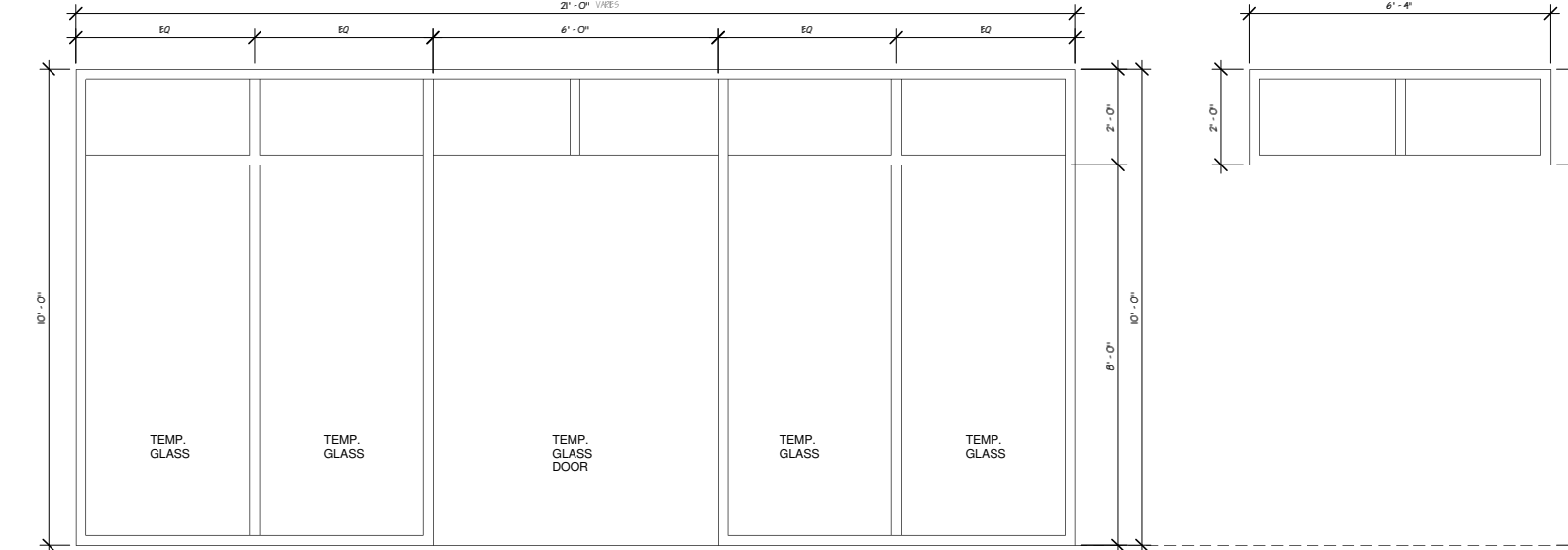
A1 GLAZING
A2 GLAZING
A3 GLAZING
A4 GLAZING



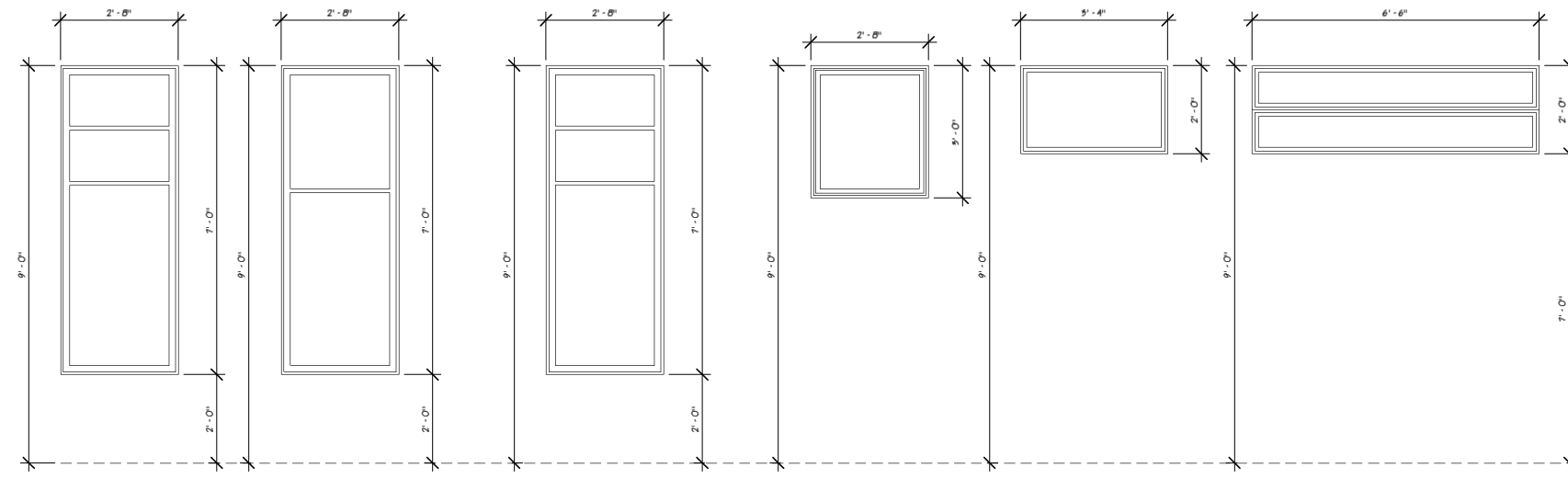
A5 GLAZING
A6 GLAZING
A7 GLAZING



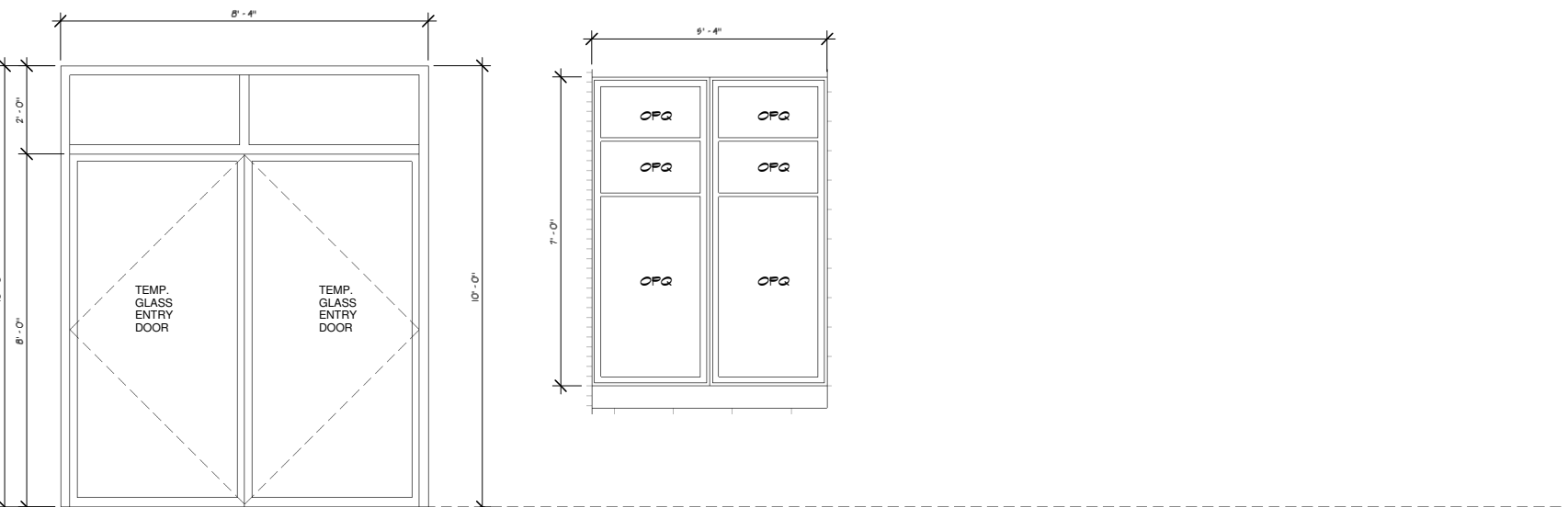
A8 GLAZING
A9 GLAZING
A10 GLAZING



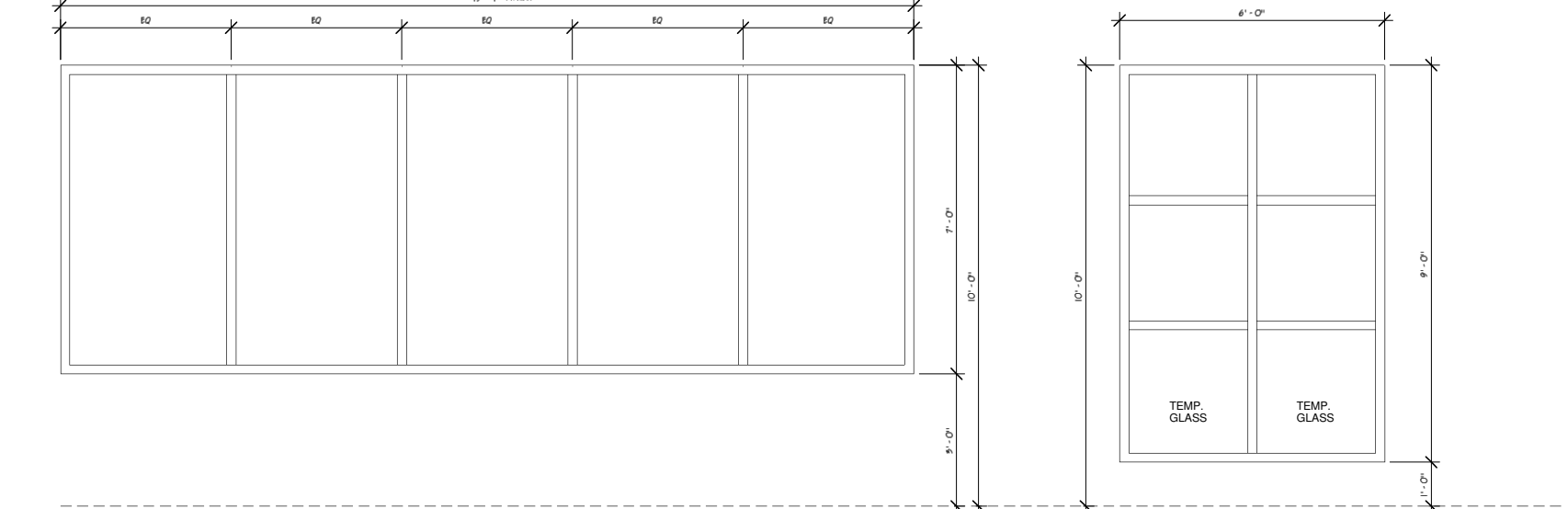
A11 GLAZING
A12 GLAZING TRANSOM



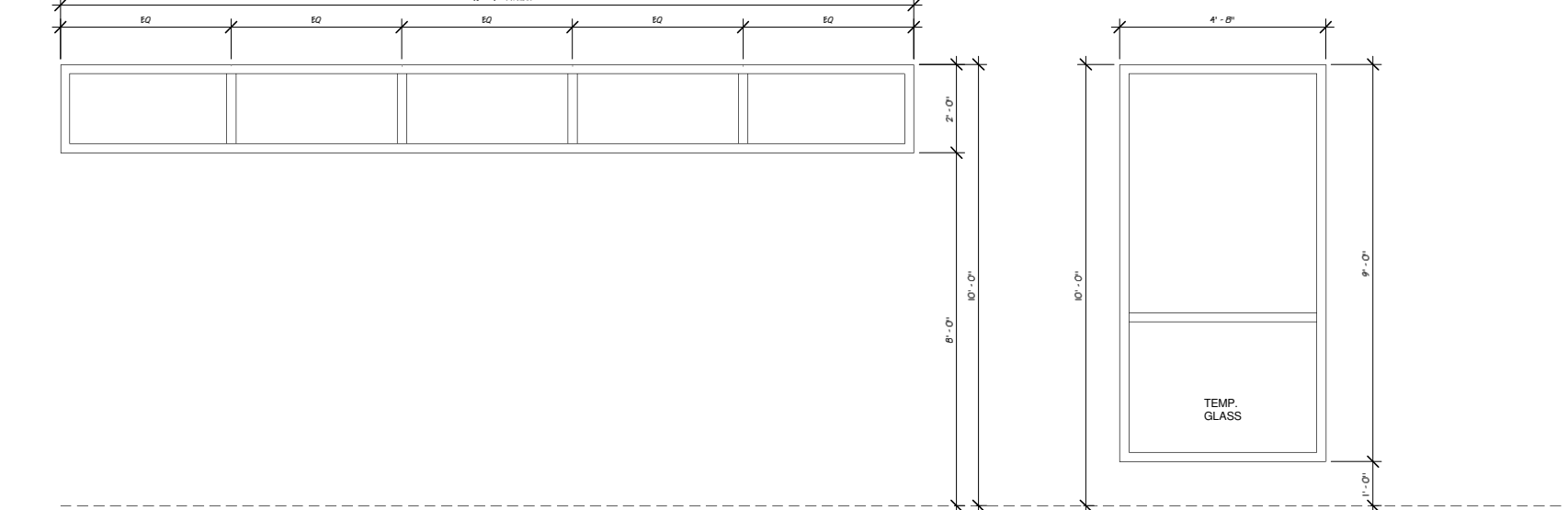
B1 SINGLE-HUNG
B2 SINGLE-HUNG
B3 SINGLE-HUNG OPAQUE GLASS
B4 TRANSOM
B5 TRANSOM
B6 TRANSOM



B7 GLAZING
B8 GLAZING



B9 GLAZING
B10 GLAZING



B11 GLAZING

1 WINDOW TYPES - BLDG. #1
A15-3 1/2" = 1'-0"

2 WINDOW TYPES BLDG. #2
A15-3 1/2" = 1'-0"

NOTE: SEE PLANS AND ELEVATIONS FOR WINDOW CLUSTERS



www.collage-uds.com

ASSOCIATES



GRAND CENTRAL COMMONS

47th St. & Central Av N
Columbia Heights, MN.

DATE:
I HEREBY CERTIFY THAT THIS PLAN SPECIFICATION OR REPORT WAS PREPARED BY ME OR UNDER MY DIRECT SUPERVISION AND THAT I AM A REGISTERED ARCHITECT UNDER THE LAWS OF THE STATE OF MINNESOTA.
PETER KEELY
REGISTRATION NO. 23579

DATE: 6/04/08
REVISIONS:
PRINTED FOR PERMIT 7-18-08
CONSTRUCTION SET 8-27-08

WINDOW TYPES

PROJECT NUMBER: 00-000
DRAWN BY: Author
CHECKED BY: Checker

A15-3

11/19/2008 9:59:55 AM



www.collage-uds.com

ASSOCIATES

GRAND CENTRAL COMMONS

47th St. & Central Av N
Columbia Heights, MN.

DATE: _____
I HEREBY CERTIFY THAT THIS PLAN SPECIFICATION OR REPORT WAS PREPARED BY ME OR UNDER MY DIRECT SUPERVISION AND THAT I AM A REGISTERED ARCHITECT UNDER THE LAWS OF THE STATE OF MINNESOTA.

PETER KEELY
REGISTRATION NO: 23579

DATE: 6/04/08

REVISIONS:
PRINTED FOR PERMIT
7-18-08

CONSTRUCTION SET
8-27-08

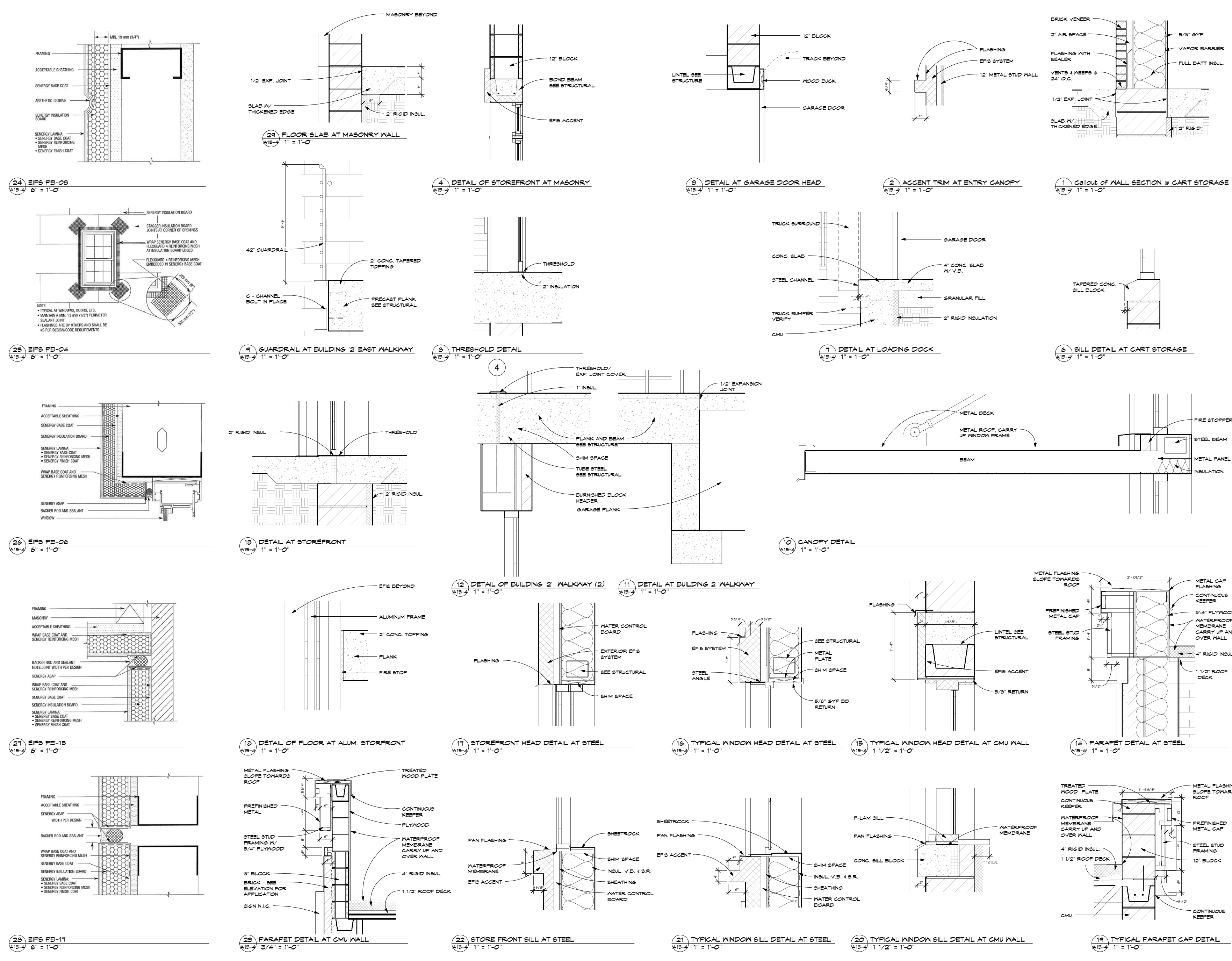
DETAILS

PROJECT NUMBER: 00-000

DRAWN BY: Author

CHECKED BY: Checker

A15-4



11/19/2008 10:06:13 AM



www.collage-uds.com

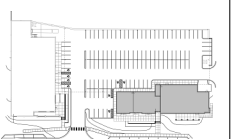
ASSOCIATES

GRAND CENTRAL COMMONS

47th St. & Central Av N
Columbia Heights, MN.

DATE:
I HEREBY CERTIFY THAT
THIS PLAN SPECIFICATION
OR REPORT WAS PREPARED
BY ME OR UNDER MY DIRECT
SUPERVISION AND THAT I AM
A REGISTERED ARCHITECT
UNDER THE LAWS OF THE
STATE OF MINNESOTA.

PETER KEELY
REGISTRATION NO. 23570



PROJECT KEY

DATE: 6/04/08

REVISIONS:
PRINTED FOR PERMIT
7-18-08

CONSTRUCTION SET
8-27-08

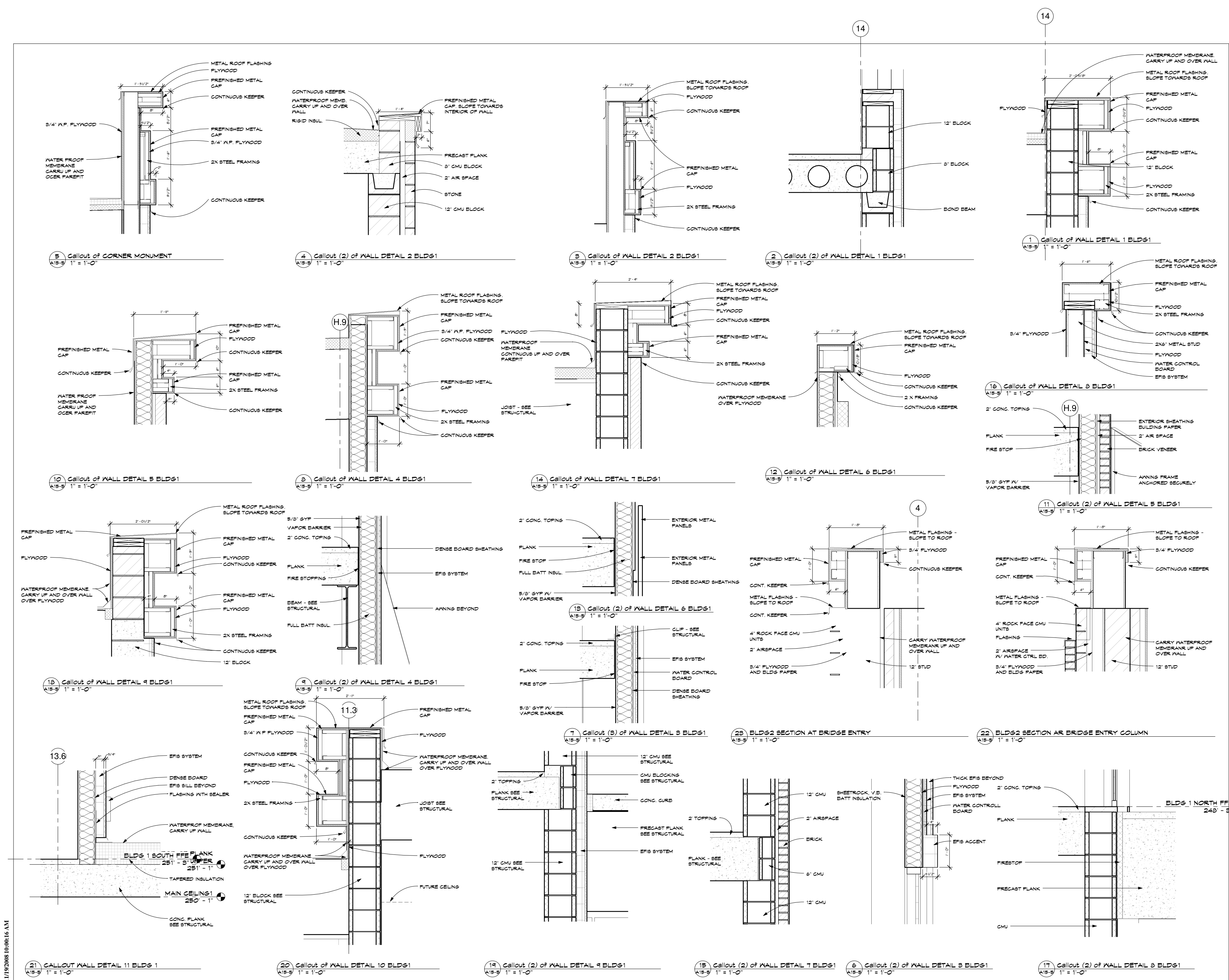
DETAILS

PROJECT NUMBER: 00-000

DRAWN BY: Author

CHECKED BY: Checker

A15-5



11/19/2008 10:06:16 AM



www.collage-uds.com

ASSOCIATES

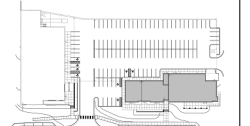


GRAND CENTRAL COMMONS

47th St. & Central Av N
Columbia Heights, MN.

DATE:
I HEREBY CERTIFY THAT THIS PLAN SPECIFICATION OR REPORT WAS PREPARED BY ME OR UNDER MY DIRECT SUPERVISION AND THAT I AM A REGISTERED ARCHITECT UNDER THE LAWS OF THE STATE OF MINNESOTA.

PETER KEELY
REGISTRATION NO: 23579



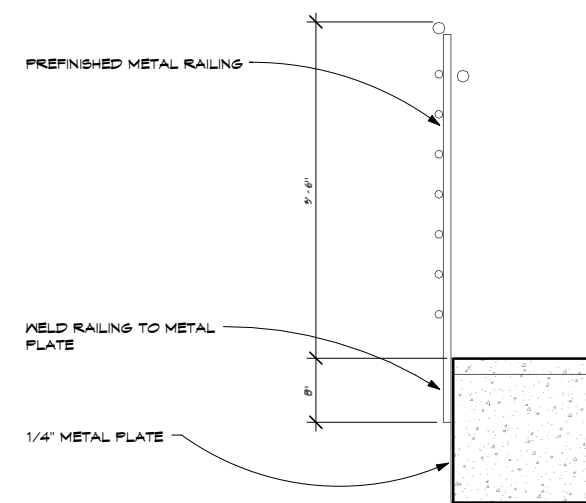
PROJECT KEY

DATE: 6/04/08
REVISIONS:
PRINTED FOR PERMIT
7-18-08
CONSTRUCTION SET
8-27-08

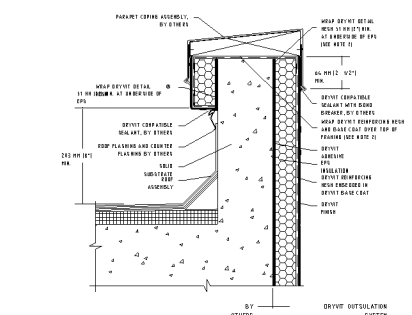
DETAILS

PROJECT NUMBER: 00-000
DRAWN BY: Author
CHECKED BY: Checker

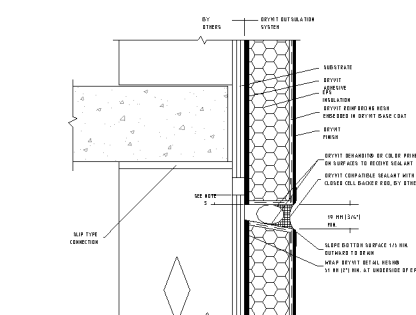
A15-6



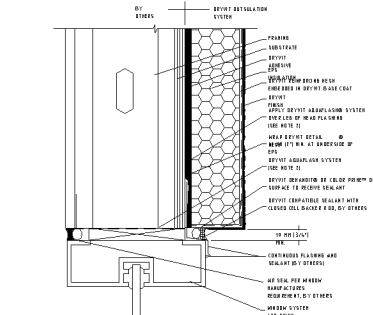
5 RAILING AT ALDI WALKWAY
A15-6 1" = 1'-0"



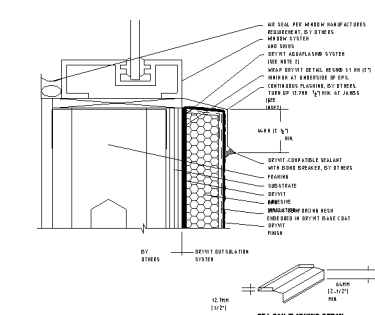
4 E.I.F.S. DETAIL 4
A15-6 NOT TO SCALE



3 E.I.F.S. DETAIL 3
A15-6 NOT TO SCALE



2 E.I.F.S. DETAIL 2
A15-6 NOT TO SCALE



1 E.I.F.S. DETAIL 1
A15-6 NOT TO SCALE